

Government of the  
District of Columbia



**Muriel Bowser**  
Mayor

**Jeffrey S. DeWitt**  
Chief Financial Officer

**District of Columbia**  
**Unified Economic Development Budget**  
**Report: Fiscal Year 2019 Year-End**

**Office of Economic Development Finance**  
**Office of the Chief Financial Officer**

**March 2020**

(this page intentionally left blank)

**District of Columbia Unified Economic Development Budget Report**

---

## Table of Contents

|  |    |
|--|----|
| <b>METHODOLOGY</b> .....   | 1  |
| <b>FINDINGS</b> .....  | 3  |
| Dollars by Incentive Type .....  | 3  |
| Dollars by Granting Body / Agency .....  | 5  |
| Dollars by Ward .....  | 7  |
| <b>BACKGROUND</b> .....  | 10 |
| <b>Appendix I:</b> Itemized Economic Development Dollars by Incentive Type                 |    |
| <b>Appendix II:</b> Itemized Economic Development Dollars by Granting Body/Agency          |    |
| <b>Appendix III:</b> Itemized Economic Development Dollars by Ward                         |    |
| <b>Appendix IV:</b> Itemized Economic Development Dollars by Recipient                     |    |
| <b>Appendix V:</b> Unified Economic Development Budget Transparency and Accountability Act |    |

(this page intentionally left blank)

**District of Columbia Unified Economic Development Budget Report**

---

**METHODOLOGY**

The Office of the Chief Financial Officer (OCFO) of the District of Columbia is pleased to present the Fiscal Year 2019 Year-End Unified Economic Development Budget Report (Report) which provides information on how economic development dollars were allocated in the District of Columbia during the past fiscal year. The Report, which was mandated by the Unified Economic Development Budget Transparency and Accountability Act of 2010 (Act)<sup>1</sup>, identifies all economic development incentives in excess of \$75,000<sup>2</sup> provided in Fiscal Year 2019.<sup>3</sup> Based on definitions in the law and conversations with Council staff, the OCFO included economic development incentives of the following types:

- Issuances of, and payments for, tax increment financing (TIF) bonds
- Issuances of, and payments for, payment in lieu of taxes (PILOT) bonds
- Issuances of, and payments for, revenue bonds
- Procured contracts (services, construction, reports, etc.)
- Grants, loans, and loan guarantees
- Land price subsidies
- Tax abatements, tax exemptions, and tax credits
- Fee waivers

The complete list of District agencies included in the Report data is:

District of Columbia Housing Enterprises (DCHE), a subsidiary of District of Columbia Housing Authority  
District of Columbia Housing Financing Agency (DCHFA)  
District of Columbia Public Libraries (DCPL)<sup>4</sup>  
District of Columbia Public Schools (DCPS)<sup>5</sup>  
Department of Housing and Community Development (DHCD)<sup>6</sup>

---

<sup>1</sup> Effective September 24, 2010 (D.C. Law 18-223; D.C. Official Code § 2-1208.01 et seq.).

<sup>2</sup> For some large grant programs, data includes some individual grants less than \$75,000

<sup>3</sup> Beginning on October 1, 2018 and ending September 30, 2019.

<sup>4</sup> Includes only capital expenditures for construction projects.

<sup>5</sup> Includes only capital expenditures for new construction and modernization projects (as managed by Department of General Services).

<sup>6</sup> Includes spending only in the following activities: Affordable Housing Project Financing; Property Acquisition; Community Services – Community Revitalization; Neighborhood Based Activities; Small Business Technical Assistance.

Department of Employment Services (DOES)<sup>7</sup>  
Department of Small and Local Business Development (DSLBD)  
Office of the Deputy Mayor for Planning and Economic Development (DMPED)

In the process of compiling the Report data, expenses obtained from the District's financial reporting systems were sent to fiscal officers and program staff in each of the agencies listed above. Agency staff validated expense data and ward information. The Office of Economic Development Finance then reviewed and aggregated the data. As required under the Act, the Report presents expenditures by type of incentive, by ward, by granting body, and by recipient.

---

<sup>7</sup> Includes only expenditures under select employment programs.

## FINDINGS

### Dollars by Incentive Type

In FY 2019, the District spent approximately \$901 million on various economic development incentives, as seen in Table 1. These expenditures include reductions to District revenue stemming from incentives such as tax abatements, exemptions and credits.

This Report also details economic incentives provided during FY 2019 that either have no impact on the District’s budget or will impact a future year’s budget. During FY 2019, such activity included tax abatements, bond issuances, and land dispositions.<sup>8</sup>

The incentives were allocated by type of expenditure as follows:

**Table 1: Incentives by Expenditure Type**

|  | AGGREGATE EXPENSES   | ACTIVITY NOT IMPACTING THE FY19 BUDGET | NUMBER OF COMPANIES/ INDIVIDUALS |
|--|----------------------|--|----------------------------------|
| <b>Total</b>                               | <b>\$900,586,482</b> | <b>\$749,154,976</b>                   | <b>1,563</b>                     |
| Expenditures on Contracts                  | 468,850,997          | N/A                                    | 103                              |
| Grants                                     | 34,937,400           | N/A                                    | 154                              |
| Land Dispositions                          | 0                    | 12,807,697                             | 1                                |
| Land Price Subsidies                       | 0                    | N/A                                    | N/A                              |
| Loans                                      | 132,840,637          | N/A                                    | 25                               |
| Payment in Lieu of Taxes (PILOT) Financing | 14,657,601           | N/A                                    | 4                                |
| Revenue Bonds                              | 127,352,481          | 702,321,149                            | 35                               |
| Tax Abatements and Exemptions              | 72,887,059           | 34,026,130                             | 1,073                            |
| Tax Credits (District)                     | 25,730,903           | N/A                                    | 159                              |
| Tax Increment Financing (TIF)              | 23,329,403           | N/A                                    | 9                                |

Detailed information for the expenses aggregated above, including recipient and ward data, can be found in each of the Report’s appendices.

Total spending on economic development incentives in FY 2019 increased by 30 percent over the prior fiscal year as seen in Table 2. The nearly \$133 million increase in Loans is due to the inclusion of Housing Production Trust Fund and Housing Preservation Fund loans. This category of loans was included in the Report in FY2019 as a result of the 2019

---

<sup>8</sup> Debt service on the revenue bonds issued under the DMPED Revenue Bond Program or by DCHFA is paid by third parties, and therefore is not included in the District budget. Future debt service for PILOT or TIF bonds will be paid in future years.

amendment to the Act.<sup>9</sup> Another significant change was an increase in tax abatements and exemptions. The District also saw an increase in Expenditures on Contracts in FY 2019, which make up a majority of economic development expenditures.

For activity not impacting the FY 2019 budget, as presented in Table 2, incentives decreased by 43 percent from the prior fiscal year. Revenue Bond issuances saw a decrease of over \$530 million, and Future Tax Abatements and Exemptions that became effective in FY 2019 decreased by approximately \$40 million over the previous fiscal year. In addition, there was no activity in New Markets Tax Credits.

**Table 2: Change in Economic Development Incentives: FY 2018 vs. FY 2019**

| % INCREASE<br>(DECREASE) |  | FY 2018                | FY 2019              |
|--------------------------|--|------------------------|----------------------|
| <b>30%</b>               | <b>Total Expenses</b>                            | <b>\$695,231,543</b>   | <b>\$900,586,482</b> |
| 11%                      | Expenditures on Contracts                        | 422,458,798            | 468,850,997          |
| (35%)                    | Grants   | 54,153,520             | 34,937,400           |
| N/A                      | Land Price Subsidies                             | 0                      | 0                    |
| N/A                      | Loans  | 0                      | 132,840,637          |
| (14%)                    | Payment In Lieu Of Taxes (PILOT) Debt Serv.      | 16,988,544             | 14,657,601           |
| 10%                      | Revenue Bonds Debt Service                       | 116,029,960            | 127,352,481          |
| 117%                     | Tax Abatements & Exemptions                      | 26,287,602             | 72,887,059           |
| (24%)                    | Tax Credits                                      | 33,780,945             | 25,730,903           |
| (9%)                     | Tax Increment Financing (TIF) Debt Service       | 25,532,174             | 23,329,403           |
| <b>(43%)</b>             | <b>Activity Not Impacting the Current Budget</b> | <b>\$1,317,956,380</b> | <b>\$749,154,976</b> |
| (100%)                   | New Markets Tax Credit Investment                | 7,223,100              | 0                    |
| N/A                      | PILOT Financing Issuance                         | 0                      | 0                    |
| (43%)                    | Revenue Bonds Issuance                           | 1,236,522,577          | 702,321,149          |
| N/A                      | Tax Increment Financing (TIF) Issuance           | 0                      | 0                    |
| (54%)                    | Future Tax Abatements & Exemptions               | 74,210,703             | 34,026,130           |
| N/A                      | Land Dispositions                                | 0                      | 12,807,697           |

The allocation of total economic development dollars by granting body, or agency, is provided in Table 3 on the following page and in Appendix II. District of Columbia Public Schools (DCPS) accounted for approximately 38% of expenditures, which were for \$340 million of Expenditures on Contracts to modernize various schools throughout the District.

<sup>9</sup> Economic Development Return on Investment Accountability Amendment Act of 2017, effective April 11, 2019 (D.C. Law 22-295; D.C. Official Code § 2-1208.01 et seq.).



The Deputy Mayor's Office for Planning and Economic Development (DMPED) was responsible for the largest share of non-expense activity, issuing over \$380 million of Revenue Bonds to support construction projects for nonprofit organizations in the District.

**Table 3: Aggregate Economic Development Dollars by Granting Body/Agency (in millions)**

|   | None <sup>1</sup> | DCHFA          | DCPL          | DCPS           | DHCD           | DMPED          | DOES         | DSLBD        | DGS          | DHCE         | Misc. Funds    |
|---|-------------------|----------------|---------------|----------------|----------------|----------------|--------------|--------------|--------------|--------------|----------------|
| <b>Total Expenses</b>                         | <b>\$98.6</b>     | <b>\$0.0</b>   | <b>\$73.9</b> | <b>\$340.6</b> | <b>\$144.9</b> | <b>\$69.4</b>  | <b>\$0.4</b> | <b>\$6.8</b> | <b>\$0.6</b> |              | <b>\$165.3</b> |
| Expenditures on Contracts                     |                   |                | 73.9          | 340.6          |                | 53.8           |              |              | 0.6          |              |                |
| Grants  |                   |                |               |                | 12.0           | 15.7           | 0.4          | 6.8          |              |              |                |
| Land Price Subsidies                          |                   |                |               |                |                | 0.0            |              |              |              |              |                |
| Loans   |                   |                |               |                | 132.8          |                |              |              |              |              |                |
| PILOT Debt Service                            |                   |                |               |                |                |                |              |              |              |              | 14.7           |
| Revenue Bonds Debt Service <sup>2</sup>       |                   |                |               |                |                |                |              |              |              |              | 127.4          |
| Tax Abatements & Exemptions                   | 72.9              |                |               |                |                |                |              |              |              |              |                |
| Tax Credits <sup>3</sup>                      | 25.7              |                |               |                |                |                |              |              |              |              |                |
| TIF Debt Service                              |                   |                |               |                |                |                |              |              |              |              | 23.3           |
| <b>Activity Not Impacting the FY19 Budget</b> | <b>\$34.0</b>     | <b>\$322.2</b> | <b>\$0.0</b>  | <b>\$0.0</b>   | <b>\$0.0</b>   | <b>\$392.9</b> | <b>\$0.0</b> | <b>\$0.0</b> | <b>\$0.0</b> | <b>\$0.0</b> | <b>\$0.0</b>   |
| Future Tax Abatements Enacted <sup>4</sup>    | 34.0              |                |               |                |                |                |              |              |              |              |                |
| New Markets Tax Credits                       |                   |                |               |                |                |                |              |              |              |              |                |
| Revenue Bonds Issuance <sup>5</sup>           |                   | 322.2          |               |                |                | 380.1          |              |              |              |              |                |
| Land Dispositions                             |                   |                |               |                |                | 12.8           |              |              |              |              |                |

**Notes**

1. Tax Expenditure (credits, exemptions, and abatements) which impact the budget as revenue reductions, are not attributed to any agency in this Report
2. Includes Ballpark, Convention Center, Convention Center Hotel, and Housing Production Trust Fund bonds
3. Estimate of total foregone tax revenue (includes QHTC tax credit recipients)
4. Estimated foregone revenue over the term of the abatement
5. Revenue bonds included are not repaid from the District's budget

**Agency Key**

None- Abatements, Exemptions and Tax Credits are not attributable to an agency  
 DCHFA - District of Columbia Housing Finance Agency  
 DCPL - District of Columbia Public Libraries  
 DCPS - District of Columbia Public Schools  
 DHCD - Department of Housing and Community Development (includes the Housing Production Trust Fund and the Housing Preservation Fund)  
 DMPED - Office of the Deputy Mayor for Planning and Economic Development  
 DOES - Department of Employment Services  
 DSLBD - Department of Small and Local Business Development  
 DGS - Department of General Services  
 DCHE - District of Columbia Housing Enterprises  
 Misc. Funds - Tax transfer agencies in the District's budget created for debt issuance purposes

Dollars by Ward

As required by the Act, this Report includes project data by ward. The Report separates incentives among the District’s eight wards into two categories: (1) expenses, including debt service, and (2) activity not impacting the FY 2019 budget.<sup>10</sup> Table 4 below provides the dollars per ward for each type of incentive, while Charts 1 and 2 on the following pages summarize the overall data by ward.

**Table 4: Aggregate Economic Development Dollars by District Ward (in millions)**

|   | Ward 1         | Ward 2         | Ward 3        | Ward 4         | Ward 5        | Ward 6         | Ward 7         | Ward 8         | Multiple      |
|---|----------------|----------------|---------------|----------------|---------------|----------------|----------------|----------------|---------------|
| <b>Total Expenses</b>                         | <b>\$24.7</b>  | <b>\$165.7</b> | <b>\$10.7</b> | <b>\$119.7</b> | <b>\$23.5</b> | <b>\$251.7</b> | <b>\$126.4</b> | <b>\$118.3</b> | <b>\$60.0</b> |
| Expenditures on Contracts                     | 8.7            | 93.9           | 5.0           | 95.8           | 5.3           | 106.2          | 101.8          | 37.7           | 14.4          |
| Grants  | 8.6            | 1.8            | 0.7           | 2.1            | 3.0           | 3.1            | 2.9            | 3.7            | 8.9           |
| Land Price Subsidies                          | 0.0            | 0.0            | 0.0           | 0.0            | 0.0           | 0.0            | 0.0            | 0.0            | 0.0           |
| Loans   | 1.3            | 0.0            | 1.0           | 17.4           | 7.9           | 10.9           | 18.6           | 75.8           | 0.0           |
| PILOT Debt Service                            | 0.0            | 0.0            | 0.0           | 0.0            | 1.1           | 13.6           | 0.0            | 0.0            | 0.0           |
| Revenue Bonds Debt Service                    | 0.0            | 49.0           | 0.0           | 0.0            | 0.0           | 70.5           | 0.0            | 0.0            | 7.8           |
| Tax Abatements & Exemptions                   | 6.1            | 13.0           | 4.0           | 4.4            | 6.1           | 33.9           | 2.4            | 1.0            | 1.9           |
| Tax Credits                                   | 0.0            | 0.0            | 0.0           | 0.0            | 0.0           | 0.0            | 0.0            | 0.0            | 25.7          |
| TIF Debt Service                              | 0.0            | 7.9            | 0.0           | 0.0            | 0.0           | 13.5           | 0.7            | 0.0            | 1.2           |
| <b>Activity Not Impacting the FY19 Budget</b> | <b>\$126.6</b> | <b>\$53.3</b>  | <b>\$13.3</b> | <b>\$120.4</b> | <b>\$82.9</b> | <b>\$83.4</b>  | <b>\$80.5</b>  | <b>\$188.7</b> | <b>\$0.0</b>  |
| Revenue Bonds Issuance                        | 113.8          | 53.3           | 13.3          | 120.4          | 82.9          | 49.4           | 80.5           | 188.7          | 0.0           |
| Future Tax Abatements Enacted                 | 0.0            | 0.0            | 0.0           | 0.0            | 0.0           | 34.0           | 0.0            | 0.0            | 0.0           |
| New Markets Tax Credits                       | 0.0            | 0.0            | 0.0           | 0.0            | 0.0           | 0.0            | 0.0            | 0.0            | 0.0           |
| Land Dispositions                             | 12.8           | 0.0            | 0.0           | 0.0            | 0.0           | 0.0            | 0.0            | 0.0            | 0.0           |

<sup>10</sup> Debt service on the revenue bonds issued under the Revenue Bond Program or by DCHFA is not paid from District funds, and therefore is not included in the District budget.

As seen in Chart 1 below, The District again saw significant Expenditure on Contracts for schools and libraries across all wards in FY 2019, totaling \$414 million (represented in blue on Chart 1).

Ward 6 expenditures on schools and libraries were the highest in the District (\$106 million). Several specific projects that saw significant spending in FY 2019 included renovation and modernization projects at Coolidge High School (Ward 4), Maury Elementary School (Ward 6), and Martin Luther King Jr. Memorial Library (Ward 2).

Every ward received expenditures for Grants along with Tax Abatements and Tax Exemptions which support community projects and enhance economic development in neighborhoods across the District.

Chart 1

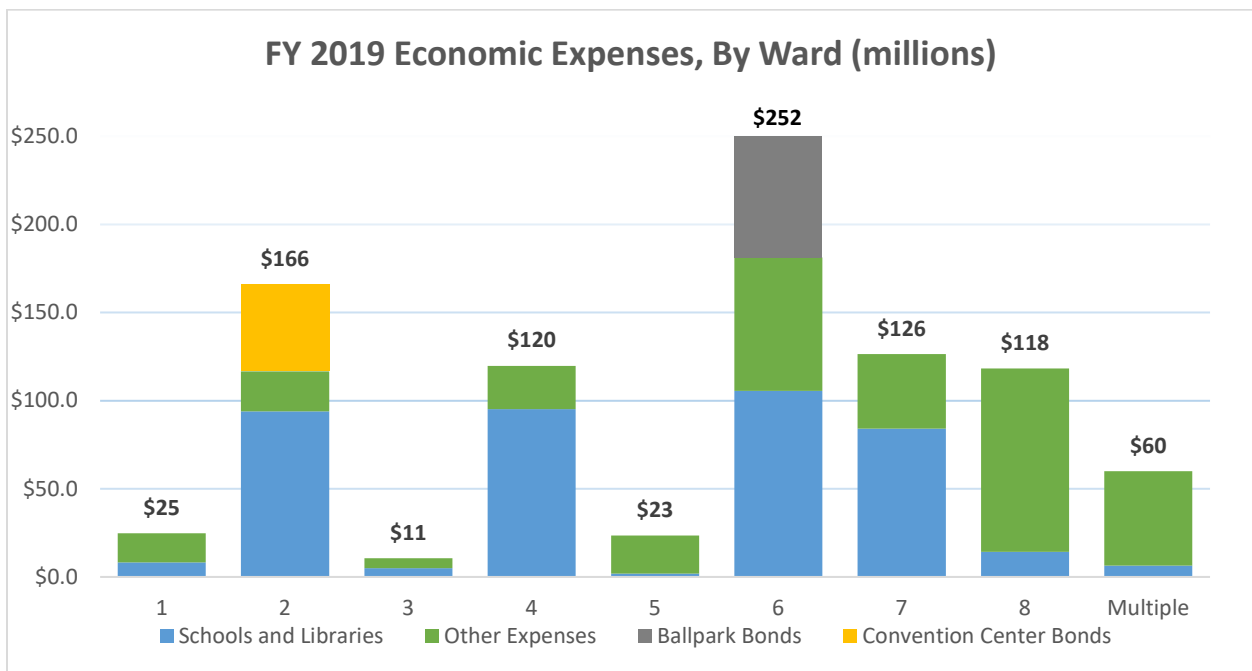
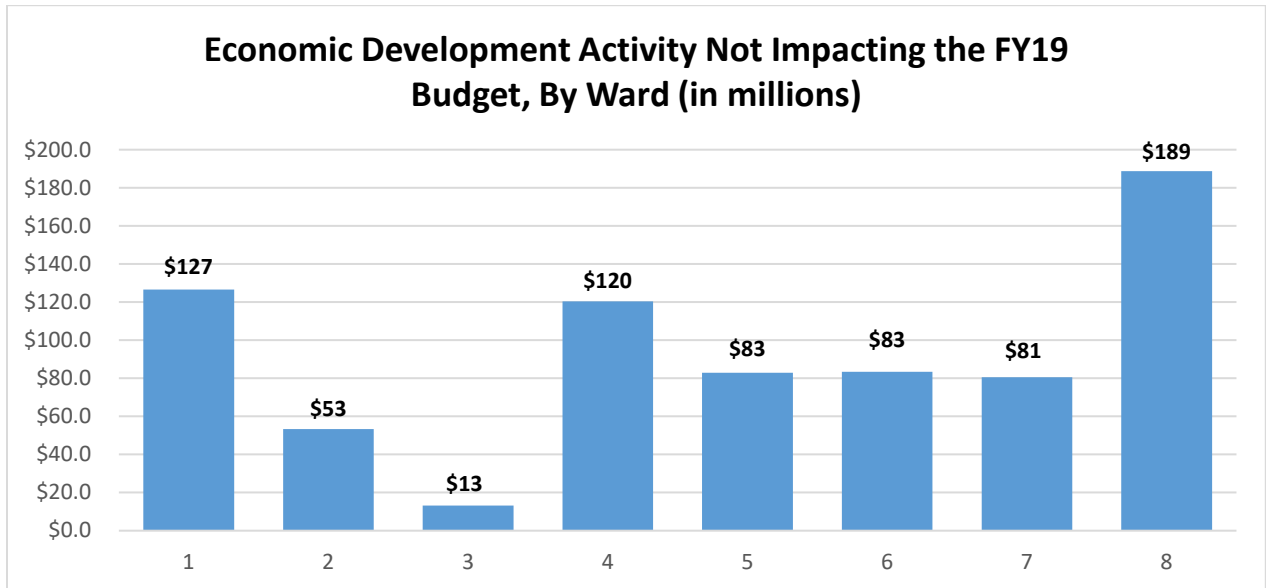


Chart 2 summarizes FY 2019 non-expense activity. Revenue Bond issuances managed by DMPED represented a majority of the activity for this expenditure type (\$380 million). Wards 1 and 5 saw significant education-based issuances in FY 2019. In Ward 1, \$70 million in revenue bonds was issued to fund upgrades to the Harriet Tubman Quadrangle on Howard’s main campus. In Ward 5, \$59 million in revenue bonds was issued for Catholic University. In Ward 8, \$52 million and \$47 million in revenue bonds were issued through DCHFA for St. Elizabeth and Southern Avenue projects, respectively.

Chart 2



The detailed list of ward-by-ward expenditures and other activity can be found in Appendix III, Detailed Economic Development Incentives by Ward.

## BACKGROUND

The following is a brief explanation of each economic development category included in the Report.

### Expenditures on Contracts

This category includes District Expenditures on Contracts related to economic development, such as construction, planning and asset management services provided by third parties, and may include both operating and capital budget dollars.<sup>11</sup> The total expended in this category during FY 2019 is approximately \$469 million to 103 entities. The complete list of expenditures on contracts begins on page 3 of Appendix I.

### Grants

District agencies awarded approximately \$35 million to 154 entities in FY 2019 as Grants. These dollars were provided to a wide range of entities through programs administered by DHCD, DMPED, DOES, and DSLBD. The Report's itemized list of grants begins on page 11 of Appendix I.

### Land Price Subsidies; Land Dispositions

The District provided no Land Price Subsidies through parcels of land transferred for sale in FY 2019 for economic development purposes.<sup>12</sup> Approximately \$13 million in Land Dispositions were effective in FY 2019, and they are identified on page 1 of Appendix I.

### Loan; Loan Guarantees; Fee Waivers

As mandated by Act 22-632 of 2019, this report has incorporated Loans of the Housing Production Trust Fund and the Housing Preservation Fund of approximately \$133 million. No Loan Guarantees over \$75,000 were identified for the Report. No fee waivers in FY 2019 were identified for the Report. Details can be found on page 21 of Appendix I.

---

<sup>11</sup> Beginning in FY 2012, this report has included contracts for construction and renovation of public schools and libraries.

<sup>12</sup> Reported by Office of the Deputy Mayor for Planning and Economic Development. For land price subsidies, DMPED currently performs an appraisal based upon the required development program associated with the land disposition, as a result, the value of the property is usually less than the unencumbered market value. This is generally not considered a land price subsidy, such that a long-term use covenant is placed on the property.

### New Markets Tax Credit Investment

The District of Columbia Housing Authority has a subsidiary, DC Housing Enterprises (DCHE), which has received an allocation of federal New Markets Tax Credits (NMTC). NMTCs function to increase capital to businesses and low-income communities by providing private investor tax credits. As NMTC is a federal program, there is no impact on the DC budget for this spending category. No activity regarding NMTCs in FY 2019 was identified for the Report.

### PILOT Debt Service

PILOT (Payment in Lieu of Taxes) financing is used for economic development in the District in a similar manner to TIF bonds, relying on increases in the assessed value of a property generated by new construction as a source of bond repayment. In FY 2019 the District did not issue any new PILOT bonds. In total, approximately \$15 million was paid for PILOT debt service (see page 24 of Appendix I).

### Revenue Bonds Debt Service

FY 2019 expenses for Revenue Bond debt service payments include payments on bonds issued to fund the construction of the District's Convention Center, the District's Convention Center Hotel, the National's Ballpark and to support projects funded with the Housing Production Trust Fund. District tax revenues totaling over \$127 million were dedicated to pay debt service on these bonds, details can be found on page 25 of Appendix I.

New Revenue Bond issuances during FY 2019 include bonds issued by DMPED and by DCHFA. Bonds issued under the DMPED Revenue Bond Program support capital projects of a number of institutions based in Washington, DC (including universities, schools, and national non-profits). DCHFA's revenue bonds support new construction and renovation of apartment developments, including many reserved as affordable apartments. Debt service for Revenue Bond Program bonds and DCHFA bonds is paid by the project sponsor, not from the District budget. The total amount of these types of bonds issued in FY 2019 was over \$702 million.

Itemized bonds in this category begin on page 26 of Appendix I.

### Tax Abatements & Exemptions

The total value of economic development tax abatements and tax exemptions provided in FY 2019 was over \$72 million. Two new Future Tax Abatements became effective between October 1, 2018 and September 30, 2019. The FY 2019 cost of tax abatements provided

begins on page 29 and the FY 2019 cost of tax exemptions provided begins on page 31 of Appendix I.

### Tax Credits (District)

The District's primary tax credit programs for economic development are the Qualified High Technology Credit (QHTC) and the Certified Capital Company (CAPCO) program. QHTC lowers corporate income taxes for qualifying companies that derive at least 51% of their gross revenue from technology-related goods and services and exempts certain high technology goods from sales taxes. According to the most recent data available (2017 tax returns), approximately \$26 million was allocated for QHTC income tax credits and can be found on page 2 of Appendix I.

The CAPCO program offers insurance companies credits against District premium taxes for investments of private capital in local businesses. The CAPCO investments are made through funds managed by professional venture capital investment managers, who selected the businesses receiving the investments. There were no CAPCO investments made in the District in FY 2019.

### TIF Debt Service

FY 2019 expenses include \$23 million in tax increment financing (TIF) debt service and bond redemptions. TIF is used by the District to subsidize a variety of new development projects by dedicating the increased tax revenues provided by the project to repayment of the TIF debt. FY 2019 payments for debt service on these bonds came from a portion of the real property taxes and/or sales taxes generated from the site. During FY 2019, the District made TIF debt payments on various retail and commercial projects as indicated in the Report on page 28 of Appendix I.



*Appendix I*

*Detailed Economic Development Budget by Incentive Type*

| <b>Subtype/Description</b>                      | <b>Recipient</b>           | <b>Agency</b>                          | <b>Ward</b> | <b>Value of Incentive</b> |
|---|----------------------------|--|-------------|---------------------------|
| <b>Dispositions</b>                             |                            |  |             |                           |
| 1923 Vermont Ave NW                             | Community Three Grimke LLC | DEPUTY MAYOR FOR PLANNING AND ECON DEV | 1           | \$12,807,697              |
| <b>Total Dispositions</b>                       |                            |  |             | <b>\$12,807,697</b>       |
| <b>Activity Not Impacting Budget or Revenue</b> |                            |  |             | <b>\$12,807,697</b>       |

*Appendix I*

*Detailed Economic Development Budget by Incentive Type*

| <b>Subtype/Description</b>  | <b>Recipient</b> | <b>Agency</b>            | <b>Ward</b> | <b>Value of Incentive</b> |
|---|------------------|--------------------------|-------------|---------------------------|
| <b>District Tax Credits</b>   |                  |                          |             |                           |
| Income Tax Credits:<br>QHTCs  | 159 Recipients   | (None - Tax Expenditure) | Multiple    | \$25,730,903              |
| <b>Total District Tax Credits</b>   |                  |                          |             | <b>\$25,730,903</b>       |
| <b>Activity Included in Fiscal Year Budget or Impacting Fiscal Year Revenue</b> |                  |                          |             | <b>\$25,730,903</b>       |

**Appendix I**

**Detailed Economic Development Budget by Incentive Type**

| <b>Subtype/Description</b>              | <b>Recipient</b>               | <b>Agency</b>     | <b>Ward</b> | <b>Value of Incentive</b> |
|---|--------------------------------|-------------------|-------------|---------------------------|
| <b>Expenditures on Contracts</b>        |                                |                   |             |                           |
| CLEVELAND PARK LIBRARY                  | GILBANE BUILDING CO.           | DC PUBLIC LIBRARY | 3           | \$359,212                 |
| MARTIN LUTHER KING JR. MEMORIAL CENTRAL | ALTERNATIVES RENEWABLE SO      | DC PUBLIC LIBRARY | 2           | \$468,922                 |
| MARTIN LUTHER KING JR. MEMORIAL CENTRAL | LYNCH DEVELOPMENT ADVISORS LLC | DC PUBLIC LIBRARY | 2           | \$842,292                 |
| MARTIN LUTHER KING JR. MEMORIAL CENTRAL | MARTINEZ & JOHNSON ARCHITECTUR | DC PUBLIC LIBRARY | 2           | \$346,088                 |
| MARTIN LUTHER KING JR. MEMORIAL CENTRAL | OTJ ARCHITECTS INC             | DC PUBLIC LIBRARY | 2           | \$1,571,278               |
| MARTIN LUTHER KING JR. MEMORIAL CENTRAL | SMOOT GILBANE III MLK JT VENTR | DC PUBLIC LIBRARY | 2           | \$40,729,028              |
| MARTIN LUTHER KING JR. MEMORIAL CENTRAL | SMOOT/GILBANE, A JOINT VENTURE | DC PUBLIC LIBRARY | 2           | \$24,788,225              |
| CAPITOL VIEW LIBRARY                    | BROUGHTON CONSTRUCTION CO LLC  | DC PUBLIC LIBRARY | 7           | \$1,017,335               |
| CAPITOL VIEW LIBRARY                    | THE GEORGETOWN DESIGN GROUP,IN | DC PUBLIC LIBRARY | 7           | \$309,359                 |
| GENERAL IMPROVEMENT-LIBRARIES           | BROUGHTON CONSTRUCTION CO LLC  | DC PUBLIC LIBRARY | Multiple    | \$257,112                 |
| GENERAL IMPROVEMENT-LIBRARIES           | DLR GROUP OF DC, P.C           | DC PUBLIC LIBRARY | Multiple    | \$113,213                 |
| GENERAL IMPROVEMENT-LIBRARIES           | GILBANE BUILDING CO.           | DC PUBLIC LIBRARY | Multiple    | \$239,910                 |
| GENERAL IMPROVEMENT-LIBRARIES           | RSC ELECTRICAL AND MECHANIC    | DC PUBLIC LIBRARY | Multiple    | \$401,182                 |
| GENERAL IMPROVEMENT-LIBRARIES           | SMOOT GILBANE III MLK JT VENTR | DC PUBLIC LIBRARY | Multiple    | \$433,819                 |
| GENERAL IMPROVEMENT-LIBRARIES           | THE GEORGETOWN DESIGN GROUP,IN | DC PUBLIC LIBRARY | Multiple    | \$99,945                  |

**Appendix I**

**Detailed Economic Development Budget by Incentive Type**

| <b>Subtype/Description</b>     | <b>Recipient</b>               | <b>Agency</b>                          | <b>Ward</b> | <b>Value of Incentive</b> |
|--------------------------------|--------------------------------|--|-------------|---------------------------|
| GENERAL IMPROVEMENT-LIBRARIES  | THOMPSON CONSTRUCTION PLUS LLC | DC PUBLIC LIBRARY                      | Multiple    | \$83,383                  |
| LAMOND RIGGS LIBRARY           | CONSIGLI CONSTRUCTION CO., INC | DC PUBLIC LIBRARY                      | 5           | \$474,948                 |
| SOUTHWEST LIBRARY              | TURNER CONSTRUCTION COMPANY    | DC PUBLIC LIBRARY                      | 6           | \$1,356,637               |
| DC UNITED SOCCER STADIUM       | W M SCHLOSSER CO INC           | DEPARTMENT OF GENERAL SERVICES         | 6           | \$636,770                 |
| BUSINESS DEVELOPMENT           | BRILLIANT COLLABORATIONS LLC   | DEPUTY MAYOR FOR PLANNING AND ECON DEV | Multiple    | \$123,000                 |
| BUSINESS DEVELOPMENT           | CLEARLY INNOVATIVE INC.        | DEPUTY MAYOR FOR PLANNING AND ECON DEV | Multiple    | \$199,967                 |
| BUSINESS DEVELOPMENT           | NING SHAO                      | DEPUTY MAYOR FOR PLANNING AND ECON DEV | Multiple    | \$204,708                 |
| BUSINESS DEVELOPMENT           | THINK LOCAL FIRST DC           | DEPUTY MAYOR FOR PLANNING AND ECON DEV | Multiple    | \$85,000                  |
| COMMUNITY OUTREACH             | DC CHAMBER OF COMMERCE         | DEPUTY MAYOR FOR PLANNING AND ECON DEV | Multiple    | \$421,658                 |
| CONTRACTING AND PROCUREMENT    | BUSINESS STRATEGY CONSULTANTS  | DEPUTY MAYOR FOR PLANNING AND ECON DEV | Multiple    | \$194,527                 |
| CORPORATE ASSISTANCE           | ECHELON ECONOMIC DEVELOPM      | DEPUTY MAYOR FOR PLANNING AND ECON DEV | Multiple    | \$171,160                 |
| DEVELOPMENT AND DISPOSITION    | CHW SOLUTIONS, INC.            | DEPUTY MAYOR FOR PLANNING AND ECON DEV | Multiple    | \$463,842                 |
| ECONOMIC DEVELOPMENT FINANCING | HILL EAST                      | DEPUTY MAYOR FOR PLANNING AND ECON DEV | 7           | \$4,185,635               |
| ECONOMIC DEVELOPMENT FINANCING | MCMILLAN SITE REDEVELOPMENT    | DEPUTY MAYOR FOR PLANNING AND ECON DEV | 5           | \$3,515,287               |
| ECONOMIC DEVELOPMENT FINANCING | NCI/DC HOUSING AUTHORITY       | DEPUTY MAYOR FOR PLANNING AND ECON DEV | Multiple    | \$4,826,227               |
| ECONOMIC DEVELOPMENT FINANCING | SAINT ELIZABETHS               | DEPUTY MAYOR FOR PLANNING AND ECON DEV | 8           | \$23,144,360              |

**Appendix I**

**Detailed Economic Development Budget by Incentive Type**

| <b>Subtype/Description</b>     | <b>Recipient</b>                           | <b>Agency</b>                          | <b>Ward</b> | <b>Value of Incentive</b> |
|--------------------------------|--|--|-------------|---------------------------|
| ECONOMIC DEVELOPMENT FINANCING | SKYLAND SHOPPING CENTER                    | DEPUTY MAYOR FOR PLANNING AND ECON DEV | 7           | \$3,717,303               |
| ECONOMIC DEVELOPMENT FINANCING | WALTER REED REDEVELOPMENT                  | DEPUTY MAYOR FOR PLANNING AND ECON DEV | 4           | \$608,068                 |
| INDUSTRIAL REVENUE BOND        | BELLO BELLO AND ASSOCIATES                 | DEPUTY MAYOR FOR PLANNING AND ECON DEV | Multiple    | \$137,500                 |
| INDUSTRIAL REVENUE BOND        | CREST MANAGEMENT SOLUTION                  | DEPUTY MAYOR FOR PLANNING AND ECON DEV | Multiple    | \$187,500                 |
| INDUSTRIAL REVENUE BOND        | IMAGINE PHOTOGRAPHY, INC.                  | DEPUTY MAYOR FOR PLANNING AND ECON DEV | Multiple    | \$98,300                  |
| NEW COMMUNITIES INITIATIVE     | CASE WESTERN RESERVE UNIV.                 | DEPUTY MAYOR FOR PLANNING AND ECON DEV | Multiple    | \$500,000                 |
| NEW COMMUNITIES INITIATIVE     | CSG ADVISORS INC                           | DEPUTY MAYOR FOR PLANNING AND ECON DEV | Multiple    | \$282,276                 |
| NEW COMMUNITIES INITIATIVE     | DEANWOOD HILLS LLC                         | DEPUTY MAYOR FOR PLANNING AND ECON DEV | 7           | \$3,325,000               |
| NEW COMMUNITIES INITIATIVE     | EXACT CHANGE STRATEGIES L                  | DEPUTY MAYOR FOR PLANNING AND ECON DEV | Multiple    | \$40,000                  |
| NEW COMMUNITIES INITIATIVE     | NHP HOFFMAN                                | DEPUTY MAYOR FOR PLANNING AND ECON DEV | 7           | \$1,500,000               |
| NEW COMMUNITIES INITIATIVE     | PARK VIEW COMMUNIT PARTNERS                | DEPUTY MAYOR FOR PLANNING AND ECON DEV | 1           | \$466,379                 |
| NEW COMMUNITIES INITIATIVE     | PROVIDENCE PL/ANSWER TITLE & ESCROW LLC    | DEPUTY MAYOR FOR PLANNING AND ECON DEV | 7           | \$4,306,871               |
| NEW COMMUNITIES INITIATIVE     | PROVIDENCE PLACE/ANSWER TITLE & ESCROW LLC | DEPUTY MAYOR FOR PLANNING AND ECON DEV | 7           | \$397,926                 |
| NEW COMMUNITIES INITIATIVE     | SOCIAL SOLUTIONS GLOBAL                    | DEPUTY MAYOR FOR PLANNING AND ECON DEV | Multiple    | \$48,000                  |
| NEW COMMUNITIES INITIATIVE     | STOVER AND ASSOCIATES LLC                  | DEPUTY MAYOR FOR PLANNING AND ECON DEV | Multiple    | \$38,980                  |

**Appendix I**

**Detailed Economic Development Budget by Incentive Type**

| <b>Subtype/Description</b>               | <b>Recipient</b>                  | <b>Agency</b>                          | <b>Ward</b> | <b>Value of Incentive</b> |
|--|-----------------------------------|--|-------------|---------------------------|
| NEW COMMUNITIES INITIATIVE               | STRAND/ ANSWER TITLE AND ESCROW L | DEPUTY MAYOR FOR PLANNING AND ECON DEV | 7           | \$196,685                 |
| ST ELIZABETHS                            | CH2M HILL, INC.                   | DEPUTY MAYOR FOR PLANNING AND ECON DEV | 8           | \$163,314                 |
| ST ELIZABETHS                            | FURBISH COMPANY LLC               | DEPUTY MAYOR FOR PLANNING AND ECON DEV | 8           | \$120,841                 |
| ST ELIZABETHS                            | NEWMARK KNIGHT FRANK VALUATION    | DEPUTY MAYOR FOR PLANNING AND ECON DEV | 8           | \$88,100                  |
| ADAMS ES MODERNIZATION/ RENOVATION       | CHIARAMONTE CONSTRUCTION COMP     | DISTRICT OF COLUMBIA PUBLIC SCHOOLS    | 1           | \$3,231,592               |
| AITON ES RENOVATION/ MODERNIZATION       | CHIARAMONTE CONSTRUCTION COMP     | DISTRICT OF COLUMBIA PUBLIC SCHOOLS    | 7           | \$493,479                 |
| BALLOU HS - MODERNIZATION/ RENOVATION    | HESS CONSTRUCTION CO. INC.        | DISTRICT OF COLUMBIA PUBLIC SCHOOLS    | 8           | \$313,789                 |
| BANCROFT ES MODERNIZATION/ RENOVATION    | AYERS/SAINT/GROSS INCORPORATED    | DISTRICT OF COLUMBIA PUBLIC SCHOOLS    | 1           | \$166,926                 |
| BANCROFT ES MODERNIZATION/ RENOVATION    | COAKLEY AND WILLIAMS CONST.       | DISTRICT OF COLUMBIA PUBLIC SCHOOLS    | 1           | \$1,511,614               |
| BANNEKER HS MODERNIZATION/ RENOVATION    | MCN BUILD INC.                    | DISTRICT OF COLUMBIA PUBLIC SCHOOLS    | 6           | \$5,167,035               |
| BROWNE MS MODERNIZATION/ RENOVATION      | BENNETT GROUP INC                 | DISTRICT OF COLUMBIA PUBLIC SCHOOLS    | 5           | \$1,347,611               |
| BRUCE MONROE @ PARKVIEW ES MODERNIZATION | WINMAR, INC                       | DISTRICT OF COLUMBIA PUBLIC SCHOOLS    | 1           | \$2,125,999               |
| COOLIDGE HS MODERNIZATION/ RENOVATION    | FMC & ASSOCIATES, LLC             | DISTRICT OF COLUMBIA PUBLIC SCHOOLS    | 4           | \$212,727                 |
| COOLIDGE HS MODERNIZATION/ RENOVATION    | IRVING DEVELOPMENT LLC            | DISTRICT OF COLUMBIA PUBLIC SCHOOLS    | 4           | \$342,088                 |
| COOLIDGE HS MODERNIZATION/ RENOVATION    | KEYSTONE PLUS CONSTRUCTION COR    | DISTRICT OF COLUMBIA PUBLIC SCHOOLS    | 4           | \$399,735                 |

**Appendix I**

**Detailed Economic Development Budget by Incentive Type**

| <b>Subtype/Description</b>               | <b>Recipient</b>               | <b>Agency</b>                       | <b>Ward</b> | <b>Value of Incentive</b> |
|--|--------------------------------|-------------------------------------|-------------|---------------------------|
| COOLIDGE HS MODERNIZATION/RENOVATION     | TURNER CONSTRUCTION COMPANY    | DISTRICT OF COLUMBIA PUBLIC SCHOOLS | 4           | \$89,091,697              |
| CW HARRIS ES RENOVATION/MODERNIZATION    | MCN BUILD INC.                 | DISTRICT OF COLUMBIA PUBLIC SCHOOLS | 7           | \$22,257,995              |
| EATON ES RENOVATION/MODERNIZATION        | COX GRAAE & SPACK ARCHITECTS   | DISTRICT OF COLUMBIA PUBLIC SCHOOLS | 3           | \$1,669,124               |
| EATON ES RENOVATION/MODERNIZATION        | GCS/SIGAL-GRUNLEY JV           | DISTRICT OF COLUMBIA PUBLIC SCHOOLS | 3           | \$212,734                 |
| EATON ES RENOVATION/MODERNIZATION        | UNIVERSITY OF DISTRICT OF      | DISTRICT OF COLUMBIA PUBLIC SCHOOLS | 3           | \$189,583                 |
| ELIOT-HINE JHS RENOVATION/MODERNIZATION  | COAKLEY AND WILLIAMS CONST.    | DISTRICT OF COLUMBIA PUBLIC SCHOOLS | 6           | \$235,312                 |
| ELIOT-HINE JHS RENOVATION/MODERNIZATION  | PERKINS EASTMAN DC, PLLC       | DISTRICT OF COLUMBIA PUBLIC SCHOOLS | 6           | \$2,074,108               |
| ELIOT-HINE JHS RENOVATION/MODERNIZATION  | SOIL AND LAND USE TECHNOLOGY   | DISTRICT OF COLUMBIA PUBLIC SCHOOLS | 6           | \$153,565                 |
| ELIOT-HINE JHS RENOVATION/MODERNIZATION  | TURNER CONSTRUCTION COMPANY    | DISTRICT OF COLUMBIA PUBLIC SCHOOLS | 6           | \$12,267,527              |
| ES/MS MODERNIZATION CAPITAL LABOR - PROG | AECOM TECHNICAL SERVICES, INC. | DISTRICT OF COLUMBIA PUBLIC SCHOOLS | Multiple    | \$294,111                 |
| ES/MS MODERNIZATION CAPITAL LABOR - PROG | BRAILSFORD & DUNLAVEY, INC.    | DISTRICT OF COLUMBIA PUBLIC SCHOOLS | Multiple    | \$1,072,935               |
| ES/MS MODERNIZATION CAPITAL LABOR - PROG | CINNOVAS DEVELOPMENT GROUP LLC | DISTRICT OF COLUMBIA PUBLIC SCHOOLS | Multiple    | \$711,827                 |
| ES/MS MODERNIZATION CAPITAL LABOR - PROG | JACOBS PROJECT MANAGEMENT CO.  | DISTRICT OF COLUMBIA PUBLIC SCHOOLS | Multiple    | \$810,628                 |
| ES/MS MODERNIZATION CAPITAL LABOR - PROG | MARK G. ANDERSON CONSULTANTS   | DISTRICT OF COLUMBIA PUBLIC SCHOOLS | Multiple    | \$1,319,780               |

**Appendix I**

**Detailed Economic Development Budget by Incentive Type**

| <b>Subtype/Description</b>                        | <b>Recipient</b>               | <b>Agency</b>                          | <b>Ward</b> | <b>Value of Incentive</b> |
|---|--------------------------------|--|-------------|---------------------------|
| ES/MS<br>MODERNIZATION<br>CAPITAL LABOR -<br>PROG | MCKISSACK & MCKISSACK OF WASH  | DISTRICT OF COLUMBIA<br>PUBLIC SCHOOLS | Multiple    | \$525,343                 |
| GARFIELD ES<br>RENOVATION/<br>MODERNIZATION       | WKM SOLUTIONS LLC              | DISTRICT OF COLUMBIA<br>PUBLIC SCHOOLS | 8           | \$1,093,696               |
| GARRISON ES<br>RENOVATION/<br>MODERNIZATION       | GCS, INC.                      | DISTRICT OF COLUMBIA<br>PUBLIC SCHOOLS | 2           | \$784,765                 |
| GREEN ES<br>MODERNIZATION/<br>RENOVATION          | KEYSTONE PLUS CONSTRUCTION COR | DISTRICT OF COLUMBIA<br>PUBLIC SCHOOLS | 8           | \$1,143,360               |
| HOUSTON ES<br>RENOVATION/<br>MODERNIZATION        | MCN BUILD INC.                 | DISTRICT OF COLUMBIA<br>PUBLIC SCHOOLS | 7           | \$24,146,441              |
| HYDE ES<br>MODERNIZATION/<br>RENOVATION           | D.H. LLOYD & ASSOC. INC.       | DISTRICT OF COLUMBIA<br>PUBLIC SCHOOLS | 2           | \$94,393                  |
| HYDE ES<br>MODERNIZATION/<br>RENOVATION           | MCN BUILD INC.                 | DISTRICT OF COLUMBIA<br>PUBLIC SCHOOLS | 2           | \$21,952,050              |
| JEFFERSON MS<br>MODERNIZATION /<br>RENOVATION     | ECS CAPITOL SERVICES PLL       | DISTRICT OF COLUMBIA<br>PUBLIC SCHOOLS | 6           | \$76,712                  |
| JEFFERSON MS<br>MODERNIZATION /<br>RENOVATION     | MCN BUILD INC.                 | DISTRICT OF COLUMBIA<br>PUBLIC SCHOOLS | 6           | \$39,813,157              |
| KIMBALL ES<br>MODERNIZATION/<br>RENOVATION        | FMC & ASSOCIATES, LLC          | DISTRICT OF COLUMBIA<br>PUBLIC SCHOOLS | 7           | \$118,903                 |
| KIMBALL ES<br>MODERNIZATION/<br>RENOVATION        | HILL INTERNATIONAL INC.        | DISTRICT OF COLUMBIA<br>PUBLIC SCHOOLS | 7           | \$83,196                  |
| KIMBALL ES<br>MODERNIZATION/<br>RENOVATION        | MCN BUILD INC.                 | DISTRICT OF COLUMBIA<br>PUBLIC SCHOOLS | 7           | \$35,706,708              |
| LAFAYETTE ES<br>MODERNIZATION/<br>RENOVATION      | SKANSKA USA BUILDING           | DISTRICT OF COLUMBIA<br>PUBLIC SCHOOLS | 4           | \$2,430,237               |
| LOGAN ES<br>MODERNIZATION/<br>RENOVATION          | KEYSTONE PLUS CONSTRUCTION COR | DISTRICT OF COLUMBIA<br>PUBLIC SCHOOLS | 6           | \$130,436                 |
| LOGAN ES<br>MODERNIZATION/<br>RENOVATION          | MCN BUILD INC.                 | DISTRICT OF COLUMBIA<br>PUBLIC SCHOOLS | 6           | \$238,759                 |



**Appendix I**

**Detailed Economic Development Budget by Incentive Type**

| <b>Subtype/Description</b>  | <b>Recipient</b>               | <b>Agency</b>                          | <b>Ward</b> | <b>Value of Incentive</b> |
|---|--------------------------------|--|-------------|---------------------------|
| LOGAN ES<br>MODERNIZATION/<br>RENOVATION  | R. MCGHEE & ASSOCIATES         | DISTRICT OF COLUMBIA<br>PUBLIC SCHOOLS | 6           | \$1,635,171               |
| MARIE REED ES<br>MODERNIZATION/<br>RENOVATION                                   | GILBANE BUILDING CO.           | DISTRICT OF COLUMBIA<br>PUBLIC SCHOOLS | 1           | \$1,200,784               |
| MAURY ES<br>MODERNIZATION/<br>RENOVATION  | LIBERTY ENGINEERING, LLP       | DISTRICT OF COLUMBIA<br>PUBLIC SCHOOLS | 6           | \$92,761                  |
| MAURY ES<br>MODERNIZATION/<br>RENOVATION  | MCN BUILD INC.                 | DISTRICT OF COLUMBIA<br>PUBLIC SCHOOLS | 6           | \$41,443,659              |
| MURCH ES<br>RENOVATION/<br>MODERNIZATION  | D.C. GOVERNMENT                | DISTRICT OF COLUMBIA<br>PUBLIC SCHOOLS | 3           | \$140,993                 |
| MURCH ES<br>RENOVATION/<br>MODERNIZATION  | MCN BUILD INC.                 | DISTRICT OF COLUMBIA<br>PUBLIC SCHOOLS | 3           | \$2,456,250               |
| ORR ES<br>MODERNIZATION/<br>RENOVATION  | SKANSKA USA BUILDING           | DISTRICT OF COLUMBIA<br>PUBLIC SCHOOLS | 8           | \$11,646,340              |
| POWELL ES<br>RENOVATION/<br>MODERNIZATION                                       | MCN BUILD INC.                 | DISTRICT OF COLUMBIA<br>PUBLIC SCHOOLS | 4           | \$315,969                 |
| THADDEUS STEVENS<br>RENOVATION/<br>MODERNIZATIO                                 | OTJ ARCHITECTS INC             | DISTRICT OF COLUMBIA<br>PUBLIC SCHOOLS | 2           | \$860,530                 |
| THADDEUS STEVENS<br>RENOVATION/<br>MODERNIZATIO                                 | STEVENS SCHOOL DEVELOPER, LLC  | DISTRICT OF COLUMBIA<br>PUBLIC SCHOOLS | 2           | \$1,455,336               |
| WATKINS ES<br>MODERNIZATION/<br>RENOVATIONS                                     | MCN BUILD INC.                 | DISTRICT OF COLUMBIA<br>PUBLIC SCHOOLS | 6           | \$926,271                 |
| WEST ES<br>MODERNIZATION/<br>RENOVATION   | PAIGE INDUSTRIAL SERVICES, INC | DISTRICT OF COLUMBIA<br>PUBLIC SCHOOLS | 4           | \$532,704                 |
| WEST ES<br>MODERNIZATION/<br>RENOVATION   | PERKINS EASTMAN DC, PLLC       | DISTRICT OF COLUMBIA<br>PUBLIC SCHOOLS | 4           | \$1,845,480               |
| <b>Total Expenditures on Contracts</b>  |                                |  |             | <b>\$468,850,997</b>      |
| <b>Activity Included in Fiscal Year Budget or Impacting Fiscal Year Revenue</b> |                                |  |             | <b>\$468,850,997</b>      |

*Appendix I*

*Detailed Economic Development Budget by Incentive Type*

| <b>Subtype/Description</b>                      | <b>Recipient</b>                              | <b>Agency</b>            | <b>Ward</b> | <b>Value of Incentive</b> |
|---|---|--------------------------|-------------|---------------------------|
| <b>Future Tax Abatements/ Exemptions</b>        |   |                          |             |                           |
| Randall School Museum and Housing Development   | Randall School Museum and Housing Development | (None - Tax Expenditure) | 6           | \$34,000,000              |
| The Hyacinth's Place                            | The Hyacinth's Place                          | (None - Tax Expenditure) | 5           | \$26,130                  |
| <b>Total Future Tax Abatements/ Exemptions</b>  |   |                          |             | <b>\$34,026,130</b>       |
| <b>Activity Not Impacting Budget or Revenue</b> |   |                          |             | <b>\$34,026,130</b>       |

**Appendix I**

**Detailed Economic Development Budget by Incentive Type**

| <b>Subtype/Description</b> | <b>Recipient</b>                     | <b>Agency</b>                            | <b>Ward</b> | <b>Value of Incentive</b> |
|----------------------------|--------------------------------------|--|-------------|---------------------------|
| <b>Grants</b>              |                                      |  |             |                           |
| Transitional Employment    | Capital Area Asset Building          | DEPARTMENT OF EMPLOYMENT SERVICES        | Multiple    | \$81,117                  |
| Transitional Employment    | Echelon Community SVCS INC           | DEPARTMENT OF EMPLOYMENT SERVICES        | Multiple    | \$343,050                 |
| COMMERCIAL CLEAN TEAMS     | 12th Street NE                       | DEPT OF SMALL & LOCAL BUSINESS DEVELOPMT | 5           | \$112,618                 |
| COMMERCIAL CLEAN TEAMS     | Adams Morgan Clean Team              | DEPT OF SMALL & LOCAL BUSINESS DEVELOPMT | 1           | \$138,000                 |
| COMMERCIAL CLEAN TEAMS     | Alabama Avenue SE Clean Team         | DEPT OF SMALL & LOCAL BUSINESS DEVELOPMT | 7           | \$103,000                 |
| COMMERCIAL CLEAN TEAMS     | Anacostia Clean Team                 | DEPT OF SMALL & LOCAL BUSINESS DEVELOPMT | 8           | \$154,500                 |
| COMMERCIAL CLEAN TEAMS     | Barracks Row Clean Team              | DEPT OF SMALL & LOCAL BUSINESS DEVELOPMT | 6           | \$114,000                 |
| COMMERCIAL CLEAN TEAMS     | Bellevue                             | DEPT OF SMALL & LOCAL BUSINESS DEVELOPMT | 8           | \$113,500                 |
| COMMERCIAL CLEAN TEAMS     | Benning Road (Ward 6) Clean Team     | DEPT OF SMALL & LOCAL BUSINESS DEVELOPMT | 6           | \$103,000                 |
| COMMERCIAL CLEAN TEAMS     | Benning Road (Ward 7) Clean Team     | DEPT OF SMALL & LOCAL BUSINESS DEVELOPMT | 7           | \$113,000                 |
| COMMERCIAL CLEAN TEAMS     | Bladensburg Road Clean Team          | DEPT OF SMALL & LOCAL BUSINESS DEVELOPMT | 5           | \$138,000                 |
| COMMERCIAL CLEAN TEAMS     | Congress Heights Clean Team          | DEPT OF SMALL & LOCAL BUSINESS DEVELOPMT | 8           | \$124,500                 |
| COMMERCIAL CLEAN TEAMS     | Connecticut Avenue                   | DEPT OF SMALL & LOCAL BUSINESS DEVELOPMT | 3           | \$107,982                 |
| COMMERCIAL CLEAN TEAMS     | Deanwood Heights Clean Team          | DEPT OF SMALL & LOCAL BUSINESS DEVELOPMT | 7           | \$140,000                 |
| COMMERCIAL CLEAN TEAMS     | Dupont Circle Clean Team             | DEPT OF SMALL & LOCAL BUSINESS DEVELOPMT | Multiple    | \$127,000                 |
| COMMERCIAL CLEAN TEAMS     | Fort Lincoln Drive, NE (Residential) | DEPT OF SMALL & LOCAL BUSINESS DEVELOPMT | 5           | \$150,000                 |
| COMMERCIAL CLEAN TEAMS     | Georgia Avenue Clean Team            | DEPT OF SMALL & LOCAL BUSINESS DEVELOPMT | 4           | \$107,982                 |
| COMMERCIAL CLEAN TEAMS     | Glover Park Clean Team               | DEPT OF SMALL & LOCAL BUSINESS DEVELOPMT | 3           | \$131,000                 |
| COMMERCIAL CLEAN TEAMS     | H Street NE Clean Team               | DEPT OF SMALL & LOCAL BUSINESS DEVELOPMT | Multiple    | \$132,000                 |
| COMMERCIAL CLEAN TEAMS     | Kennedy Street Clean Team            | DEPT OF SMALL & LOCAL BUSINESS DEVELOPMT | 4           | \$106,618                 |

**Appendix I**

**Detailed Economic Development Budget by Incentive Type**

| <b>Subtype/Description</b> | <b>Recipient</b>   | <b>Agency</b>                            | <b>Ward</b> | <b>Value of Incentive</b> |
|----------------------------|--|--|-------------|---------------------------|
| COMMERCIAL CLEAN TEAMS     | Lower Georgia Avenue Clean Team  | DEPT OF SMALL & LOCAL BUSINESS DEVELOPMT | 1           | \$225,242                 |
| COMMERCIAL CLEAN TEAMS     | Mid-City Clean Team  | DEPT OF SMALL & LOCAL BUSINESS DEVELOPMT | 2           | \$274,380                 |
| COMMERCIAL CLEAN TEAMS     | Minnesota Avenue Clean Team  | DEPT OF SMALL & LOCAL BUSINESS DEVELOPMT | 7           | \$107,982                 |
| COMMERCIAL CLEAN TEAMS     | Mount Vernon Triangle Clean Team   | DEPT OF SMALL & LOCAL BUSINESS DEVELOPMT | Multiple    | \$132,000                 |
| COMMERCIAL CLEAN TEAMS     | New York Avenue, NE Clean Team   | DEPT OF SMALL & LOCAL BUSINESS DEVELOPMT | 5           | \$125,000                 |
| COMMERCIAL CLEAN TEAMS     | North Capitol Street Clean Team  | DEPT OF SMALL & LOCAL BUSINESS DEVELOPMT | 5           | \$124,000                 |
| COMMERCIAL CLEAN TEAMS     | Pennsylvania Avenue, SE Clean Team   | DEPT OF SMALL & LOCAL BUSINESS DEVELOPMT | Multiple    | \$113,000                 |
| COMMERCIAL CLEAN TEAMS     | Rhode Island Avenue NE Clean Team  | DEPT OF SMALL & LOCAL BUSINESS DEVELOPMT | 5           | \$126,000                 |
| COMMERCIAL CLEAN TEAMS     | Shaw Clean Team  | DEPT OF SMALL & LOCAL BUSINESS DEVELOPMT | Multiple    | \$117,000                 |
| COMMERCIAL CLEAN TEAMS     | South Dakota Avenue, NE  | DEPT OF SMALL & LOCAL BUSINESS DEVELOPMT | 5           | \$100,000                 |
| COMMERCIAL CLEAN TEAMS     | Trinidad, NE Clean Team (Residential)  | DEPT OF SMALL & LOCAL BUSINESS DEVELOPMT | 5           | \$100,000                 |
| COMMERCIAL CLEAN TEAMS     | Upper 14th Street NW Clean Team  | DEPT OF SMALL & LOCAL BUSINESS DEVELOPMT | 4           | \$103,000                 |
| COMMERCIAL CLEAN TEAMS     | Upper Bladensburg Road, NE   | DEPT OF SMALL & LOCAL BUSINESS DEVELOPMT | 6           | \$100,000                 |
| COMMERCIAL CLEAN TEAMS     | Upper Georgia Avenue   | DEPT OF SMALL & LOCAL BUSINESS DEVELOPMT | 4           | \$206,000                 |
| COMMERCIAL CLEAN TEAMS     | Ward 1 Clean Team  | DEPT OF SMALL & LOCAL BUSINESS DEVELOPMT | 1           | \$222,118                 |
| MAIN STREETS               | COLUMBIA HEIGHTS DAY INITIATIVE (Lower Georgia Avenue Main Street and Columbia Heights/Mount Pleasant Main Street) | DEPT OF SMALL & LOCAL BUSINESS DEVELOPMT | Multiple    | \$314,760                 |
| MAIN STREETS               | COMMUNITY ALLIANCE FOR UPPER (Uptown Main Street)  | DEPT OF SMALL & LOCAL BUSINESS DEVELOPMT | 4           | \$150,080                 |
| MAIN STREETS               | CONGRESS HEIGHTS TRAINING (Desination Congress Heights)  | DEPT OF SMALL & LOCAL BUSINESS DEVELOPMT | 8           | \$150,080                 |
| MAIN STREETS               | DEANWOOD HEIGHTS MAIN STREETS  | DEPT OF SMALL & LOCAL BUSINESS DEVELOPMT | 7           | \$182,580                 |
| MAIN STREETS               | FRIENDS OF RHODE ISLAND AVE NE (Rhode Island Ave Main Street)  | DEPT OF SMALL & LOCAL BUSINESS DEVELOPMT | 5           | \$150,080                 |

**Appendix I**

**Detailed Economic Development Budget by Incentive Type**

| <b>Subtype/Description</b>                     | <b>Recipient</b>   | <b>Agency</b>                               | <b>Ward</b> | <b>Value of Incentive</b> |
|--|--|---|-------------|---------------------------|
| MAIN STREETS                                   | GEORGETOWN BUSINESS ASSOCIATION<br>(Georgetown Main Street)    | DEPT OF SMALL & LOCAL<br>BUSINESS DEVELOPMT | 2           | \$150,080                 |
| MAIN STREETS                                   | H STREET MAIN STREET INC.                                      | DEPT OF SMALL & LOCAL<br>BUSINESS DEVELOPMT | 6           | \$150,080                 |
| MAIN STREETS                                   | HISTORIC DUPONT CIRCLE MAINSTR                                 | DEPT OF SMALL & LOCAL<br>BUSINESS DEVELOPMT | 2           | \$153,080                 |
| MAIN STREETS                                   | MERCHANT ROW ASSOCIATION, CORP<br>(Eastern Market Main Street) | DEPT OF SMALL & LOCAL<br>BUSINESS DEVELOPMT | 6           | \$307,580                 |
| MAIN STREETS                                   | NORTH CAPITOL MAIN STREET                                      | DEPT OF SMALL & LOCAL<br>BUSINESS DEVELOPMT | 5           | \$112,560                 |
| MAIN STREETS                                   | SHAW MAIN STREET   | DEPT OF SMALL & LOCAL<br>BUSINESS DEVELOPMT | Multiple    | \$150,080                 |
| MAIN STREETS                                   | TENLEYTOWN MAIN STREET   | DEPT OF SMALL & LOCAL<br>BUSINESS DEVELOPMT | 3           | \$150,080                 |
| MAIN STREETS                                   | VAN NESS GROUP INC (Van Ness Main<br>Street)                   | DEPT OF SMALL & LOCAL<br>BUSINESS DEVELOPMT | 3           | \$164,680                 |
| MAIN STREETS                                   | Wisconsin Avenue Clean Team                                    | DEPT OF SMALL & LOCAL<br>BUSINESS DEVELOPMT | 3           | \$119,521                 |
| AFFORDABLE<br>HOUSING PROJECT<br>FINANCING     | JUBILEE HOUSING INC.   | DEPT. OF HOUSING AND<br>COMM. DEVELOPMENT   | 1           | \$1,350,000               |
| COMMUNITY<br>SERVICES - COMM<br>REVITALIZATION | ANACOSTIA ECONOMIC DEVELO                                      | DEPT. OF HOUSING AND<br>COMM. DEVELOPMENT   | 8           | \$521,803                 |
| COMMUNITY<br>SERVICES - COMM<br>REVITALIZATION | ARCH DEVELOPMENT CORPORATION                                   | DEPT. OF HOUSING AND<br>COMM. DEVELOPMENT   | 8           | \$81,899                  |
| COMMUNITY<br>SERVICES - COMM<br>REVITALIZATION | BARRACKS ROW MAINSTREET  | DEPT. OF HOUSING AND<br>COMM. DEVELOPMENT   | 6           | \$418,784                 |
| COMMUNITY<br>SERVICES - COMM<br>REVITALIZATION | DEVELOPMENT CORP OF COLUM                                      | DEPT. OF HOUSING AND<br>COMM. DEVELOPMENT   | 1           | \$158,987                 |
| COMMUNITY<br>SERVICES - COMM<br>REVITALIZATION | FRIENDS OF RHODE ISLAND AVE NE                                 | DEPT. OF HOUSING AND<br>COMM. DEVELOPMENT   | 5           | \$163,718                 |
| COMMUNITY<br>SERVICES - COMM<br>REVITALIZATION | SB WORKS   | DEPT. OF HOUSING AND<br>COMM. DEVELOPMENT   | 5           | \$378,495                 |
| NEIGHBORHOOD-<br>BASED ACTIVITIES              | CENTRAL AMERICAN RESOURCE                                      | DEPT. OF HOUSING AND<br>COMM. DEVELOPMENT   | 1           | \$271,219                 |
| NEIGHBORHOOD-<br>BASED ACTIVITIES              | GREATER WASH URBAN LEAGUE                                      | DEPT. OF HOUSING AND<br>COMM. DEVELOPMENT   | 1           | \$178,859                 |

**Appendix I**

**Detailed Economic Development Budget by Incentive Type**

| <b>Subtype/Description</b>          | <b>Recipient</b>               | <b>Agency</b>                          | <b>Ward</b> | <b>Value of Incentive</b> |
|-------------------------------------|--------------------------------|--|-------------|---------------------------|
| NEIGHBORHOOD-BASED ACTIVITIES       | HOUSING COUNSELING SERVICE     | DEPT. OF HOUSING AND COMM. DEVELOPMENT | 1           | \$1,750,873               |
| NEIGHBORHOOD-BASED ACTIVITIES       | LATINO ECONOMIC DEVELOPME CORP | DEPT. OF HOUSING AND COMM. DEVELOPMENT | 1           | \$664,142                 |
| NEIGHBORHOOD-BASED ACTIVITIES       | LEGAL COUNSEL FOR THE ELDERLY  | DEPT. OF HOUSING AND COMM. DEVELOPMENT | 2           | \$841,027                 |
| NEIGHBORHOOD-BASED ACTIVITIES       | LYDIA'S HOUSE                  | DEPT. OF HOUSING AND COMM. DEVELOPMENT | 8           | \$503,670                 |
| NEIGHBORHOOD-BASED ACTIVITIES       | MANNA INC                      | DEPT. OF HOUSING AND COMM. DEVELOPMENT | 4           | \$154,098                 |
| NEIGHBORHOOD-BASED ACTIVITIES       | MARSHALL HEIGHTS COMMUNITY     | DEPT. OF HOUSING AND COMM. DEVELOPMENT | 7           | \$165,149                 |
| NEIGHBORHOOD-BASED ACTIVITIES       | MI CASA MY HOUSE INC.          | DEPT. OF HOUSING AND COMM. DEVELOPMENT | 1           | \$139,555                 |
| NEIGHBORHOOD-BASED ACTIVITIES       | UNIVERSITY LEGAL SERVICES      | DEPT. OF HOUSING AND COMM. DEVELOPMENT | Multiple    | \$1,489,208               |
| SMALL BUSINESS TECHNICAL ASSISTANCE | ANACOSTIA ECONOMIC DEVELO      | DEPT. OF HOUSING AND COMM. DEVELOPMENT | 8           | \$249,020                 |
| SMALL BUSINESS TECHNICAL ASSISTANCE | ARCH DEVELOPMENT CORPORATION   | DEPT. OF HOUSING AND COMM. DEVELOPMENT | 8           | \$444,451                 |
| SMALL BUSINESS TECHNICAL ASSISTANCE | CONGRESS HEIGHTS TRAINING      | DEPT. OF HOUSING AND COMM. DEVELOPMENT | 8           | \$286,024                 |
| SMALL BUSINESS TECHNICAL ASSISTANCE | DEVELOPMENT CORP OF COLUM      | DEPT. OF HOUSING AND COMM. DEVELOPMENT | 1           | \$370,678                 |
| SMALL BUSINESS TECHNICAL ASSISTANCE | GREATER WASHINGTON HISPAN      | DEPT. OF HOUSING AND COMM. DEVELOPMENT | 1           | \$148,437                 |
| SMALL BUSINESS TECHNICAL ASSISTANCE | LATINO ECONOMIC DEVELOPME CORP | DEPT. OF HOUSING AND COMM. DEVELOPMENT | 1           | \$491,903                 |
| SMALL BUSINESS TECHNICAL ASSISTANCE | LIFE ASSET INC                 | DEPT. OF HOUSING AND COMM. DEVELOPMENT | 1           | \$249,998                 |
| SMALL BUSINESS TECHNICAL ASSISTANCE | SB WORKS                       | DEPT. OF HOUSING AND COMM. DEVELOPMENT | 5           | \$190,843                 |
| SMALL BUSINESS TECHNICAL ASSISTANCE | WASHINGTON AREA COMMUNITY      | DEPT. OF HOUSING AND COMM. DEVELOPMENT | 5           | \$373,808                 |

**Appendix I**

**Detailed Economic Development Budget by Incentive Type**

| <b>Subtype/Description</b> | <b>Recipient</b>              | <b>Agency</b>                          | <b>Ward</b> | <b>Value of Incentive</b> |
|----------------------------|-------------------------------|--|-------------|---------------------------|
| CORPORATE ASSISTANCE       | YELP INC.                     | DEPUTY MAYOR FOR PLANNING AND ECON DEV | 6           | \$580,365                 |
| GREAT STREETS INITIATIVE   | 10TH STREET MARKET INC        | DEPUTY MAYOR FOR PLANNING AND ECON DEV | 6           | \$50,000                  |
| GREAT STREETS INITIATIVE   | 1213 U ST LLC                 | DEPUTY MAYOR FOR PLANNING AND ECON DEV | 1           | \$1,000,000               |
| GREAT STREETS INITIATIVE   | 3451 BENNING LLC              | DEPUTY MAYOR FOR PLANNING AND ECON DEV | 7           | \$750,000                 |
| GREAT STREETS INITIATIVE   | 441 KENNEDY ST NW ACDC LLC    | DEPUTY MAYOR FOR PLANNING AND ECON DEV | 4           | \$250,000                 |
| GREAT STREETS INITIATIVE   | 7DRUMLESSONS LLC              | DEPUTY MAYOR FOR PLANNING AND ECON DEV | 5           | \$50,000                  |
| GREAT STREETS INITIATIVE   | A.B.C BROTHERS LLC            | DEPUTY MAYOR FOR PLANNING AND ECON DEV | 1           | \$16,660                  |
| GREAT STREETS INITIATIVE   | ANTHONY SHEPHERD              | DEPUTY MAYOR FOR PLANNING AND ECON DEV | 4           | \$50,000                  |
| GREAT STREETS INITIATIVE   | ARCHITRAVE P.C., ARCHITECTS   | DEPUTY MAYOR FOR PLANNING AND ECON DEV | 6           | \$300,000                 |
| GREAT STREETS INITIATIVE   | BANNEKER VENTURES, LLC        | DEPUTY MAYOR FOR PLANNING AND ECON DEV | 8           | \$750,000                 |
| GREAT STREETS INITIATIVE   | BGS INTERNATIONAL LLC         | DEPUTY MAYOR FOR PLANNING AND ECON DEV | 8           | \$50,000                  |
| GREAT STREETS INITIATIVE   | CHECK IT ENTERPRISES LLC      | DEPUTY MAYOR FOR PLANNING AND ECON DEV | 8           | \$50,000                  |
| GREAT STREETS INITIATIVE   | CHEESEMONSTER STUDIO LLC      | DEPUTY MAYOR FOR PLANNING AND ECON DEV | 4           | \$50,000                  |
| GREAT STREETS INITIATIVE   | COMUNITARIO COFFEE LLC        | DEPUTY MAYOR FOR PLANNING AND ECON DEV | 4           | \$50,000                  |
| GREAT STREETS INITIATIVE   | DANCE INSTITUTE OF WASHINGTON | DEPUTY MAYOR FOR PLANNING AND ECON DEV | 1           | \$175,000                 |

**Appendix I**

**Detailed Economic Development Budget by Incentive Type**

| <b>Subtype/Description</b> | <b>Recipient</b>               | <b>Agency</b>                          | <b>Ward</b> | <b>Value of Incentive</b> |
|----------------------------|--------------------------------|--|-------------|---------------------------|
| GREAT STREETS INITIATIVE   | DANTES PARTNERS LLC            | DEPUTY MAYOR FOR PLANNING AND ECON DEV | 4           | \$150,000                 |
| GREAT STREETS INITIATIVE   | DB PRISTON LLC                 | DEPUTY MAYOR FOR PLANNING AND ECON DEV | 4           | \$50,000                  |
| GREAT STREETS INITIATIVE   | DC CHOCOLATE BAR AND BAKERY    | DEPUTY MAYOR FOR PLANNING AND ECON DEV | 5           | \$50,000                  |
| GREAT STREETS INITIATIVE   | DISTRICT FLOOR DEPOT INC       | DEPUTY MAYOR FOR PLANNING AND ECON DEV | 5           | \$50,000                  |
| GREAT STREETS INITIATIVE   | DIVINE STYLES LLC              | DEPUTY MAYOR FOR PLANNING AND ECON DEV | 8           | \$47,350                  |
| GREAT STREETS INITIATIVE   | E AND K LLC                    | DEPUTY MAYOR FOR PLANNING AND ECON DEV | 1           | \$50,000                  |
| GREAT STREETS INITIATIVE   | EMPIRE LLC                     | DEPUTY MAYOR FOR PLANNING AND ECON DEV | 1           | \$50,000                  |
| GREAT STREETS INITIATIVE   | FISHSCALE INC                  | DEPUTY MAYOR FOR PLANNING AND ECON DEV | 1           | \$17,392                  |
| GREAT STREETS INITIATIVE   | HEMEN LLC                      | DEPUTY MAYOR FOR PLANNING AND ECON DEV | 1           | \$50,000                  |
| GREAT STREETS INITIATIVE   | HEN AND FIN LLC                | DEPUTY MAYOR FOR PLANNING AND ECON DEV | 4           | \$50,000                  |
| GREAT STREETS INITIATIVE   | HISTORICAL SOCIETY-WASHINGTON  | DEPUTY MAYOR FOR PLANNING AND ECON DEV | 2           | \$48,394                  |
| GREAT STREETS INITIATIVE   | HOME RUN ONE LLC DBA SPORT CLI | DEPUTY MAYOR FOR PLANNING AND ECON DEV | 1           | \$50,000                  |
| GREAT STREETS INITIATIVE   | HOMME LLC                      | DEPUTY MAYOR FOR PLANNING AND ECON DEV | 5           | \$49,800                  |
| GREAT STREETS INITIATIVE   | HORACE AND DICKIES LLC         | DEPUTY MAYOR FOR PLANNING AND ECON DEV | 4           | \$50,000                  |
| GREAT STREETS INITIATIVE   | HOUSING EVALUATIONS PLUS       | DEPUTY MAYOR FOR PLANNING AND ECON DEV | 4           | \$350,000                 |



**Appendix I**

**Detailed Economic Development Budget by Incentive Type**

| <b>Subtype/Description</b> | <b>Recipient</b>           | <b>Agency</b>                          | <b>Ward</b> | <b>Value of Incentive</b> |
|----------------------------|----------------------------|--|-------------|---------------------------|
| GREAT STREETS INITIATIVE   | IMAGE HAIR STUDIO INC      | DEPUTY MAYOR FOR PLANNING AND ECON DEV | 1           | \$50,000                  |
| GREAT STREETS INITIATIVE   | JOEDAT INTERNATIONAL INC   | DEPUTY MAYOR FOR PLANNING AND ECON DEV | 5           | \$49,868                  |
| GREAT STREETS INITIATIVE   | JOEL CASTILLO              | DEPUTY MAYOR FOR PLANNING AND ECON DEV | 1           | \$50,000                  |
| GREAT STREETS INITIATIVE   | L WATERS CORPORATION       | DEPUTY MAYOR FOR PLANNING AND ECON DEV | 1           | \$50,000                  |
| GREAT STREETS INITIATIVE   | LAS PLACITAS CAFE LLC      | DEPUTY MAYOR FOR PLANNING AND ECON DEV | 4           | \$50,000                  |
| GREAT STREETS INITIATIVE   | LEE S FLOWER AND CARD SHOP | DEPUTY MAYOR FOR PLANNING AND ECON DEV | 1           | \$250,000                 |
| GREAT STREETS INITIATIVE   | LIGHTHOUSE YOGA CENTER     | DEPUTY MAYOR FOR PLANNING AND ECON DEV | 4           | \$50,000                  |
| GREAT STREETS INITIATIVE   | MARKET SEVEN LLC           | DEPUTY MAYOR FOR PLANNING AND ECON DEV | 7           | \$249,000                 |
| GREAT STREETS INITIATIVE   | MEDINA INC DBA SURPRISE M  | DEPUTY MAYOR FOR PLANNING AND ECON DEV | 8           | \$50,000                  |
| GREAT STREETS INITIATIVE   | MI CUBA CAFE INC           | DEPUTY MAYOR FOR PLANNING AND ECON DEV | 1           | \$50,000                  |
| GREAT STREETS INITIATIVE   | MIKU LLC DBA J&D MARKET    | DEPUTY MAYOR FOR PLANNING AND ECON DEV | 8           | \$50,000                  |
| GREAT STREETS INITIATIVE   | MONUMENTAL COMMUNICATION   | DEPUTY MAYOR FOR PLANNING AND ECON DEV | 5           | \$250,000                 |
| GREAT STREETS INITIATIVE   | PETIT SCHOLARS             | DEPUTY MAYOR FOR PLANNING AND ECON DEV | 5           | \$50,000                  |
| GREAT STREETS INITIATIVE   | ROCKSON COMM. DEV. CORP.   | DEPUTY MAYOR FOR PLANNING AND ECON DEV | 7           | \$249,000                 |
| GREAT STREETS INITIATIVE   | S&A BEADS INC              | DEPUTY MAYOR FOR PLANNING AND ECON DEV | 4           | \$2,918                   |

**Appendix I**

**Detailed Economic Development Budget by Incentive Type**

| <b>Subtype/Description</b> | <b>Recipient</b>               | <b>Agency</b>                          | <b>Ward</b> | <b>Value of Incentive</b> |
|----------------------------|--------------------------------|--|-------------|---------------------------|
| GREAT STREETS INITIATIVE   | SALON ON THE AVENUE LLC        | DEPUTY MAYOR FOR PLANNING AND ECON DEV | 8           | \$50,000                  |
| GREAT STREETS INITIATIVE   | SANDA BEADS INC                | DEPUTY MAYOR FOR PLANNING AND ECON DEV | 8           | \$5,835                   |
| GREAT STREETS INITIATIVE   | SARDAR LLC DBA COFFY CAFE      | DEPUTY MAYOR FOR PLANNING AND ECON DEV | 1           | \$50,000                  |
| GREAT STREETS INITIATIVE   | SEVEN MARKET AND DELI INC      | DEPUTY MAYOR FOR PLANNING AND ECON DEV | 1           | \$50,000                  |
| GREAT STREETS INITIATIVE   | STUDIO CHIQUE A FULL SERVICE S | DEPUTY MAYOR FOR PLANNING AND ECON DEV | 1           | \$49,864                  |
| GREAT STREETS INITIATIVE   | THE NHP FOUNDATION             | DEPUTY MAYOR FOR PLANNING AND ECON DEV | 7           | \$750,000                 |
| GREAT STREETS INITIATIVE   | THE SPICE SUITE LLC            | DEPUTY MAYOR FOR PLANNING AND ECON DEV | 4           | \$50,000                  |
| GREAT STREETS INITIATIVE   | TRUE INTERNATIONAL INC         | DEPUTY MAYOR FOR PLANNING AND ECON DEV | 4           | \$50,000                  |
| GREAT STREETS INITIATIVE   | VERA WINFIELD                  | DEPUTY MAYOR FOR PLANNING AND ECON DEV | 4           | \$50,000                  |
| GREAT STREETS INITIATIVE   | VERNON MARTINS SALON LLC       | DEPUTY MAYOR FOR PLANNING AND ECON DEV | 5           | \$50,000                  |
| GREAT STREETS INITIATIVE   | VERONICA HERNANDEZ             | DEPUTY MAYOR FOR PLANNING AND ECON DEV | 1           | \$50,000                  |
| GREAT STREETS INITIATIVE   | WARNER CAPITAL LLC             | DEPUTY MAYOR FOR PLANNING AND ECON DEV | 5           | \$50,000                  |
| GREAT STREETS INITIATIVE   | WASHINGTON STORYTELLERS THEATR | DEPUTY MAYOR FOR PLANNING AND ECON DEV | 1           | \$50,000                  |
| GREAT STREETS INITIATIVE   | WILLIE T CRAFT SR              | DEPUTY MAYOR FOR PLANNING AND ECON DEV | 7           | \$125,000                 |
| GREAT STREETS INITIATIVE   | ZEMEN MARKET LLC               | DEPUTY MAYOR FOR PLANNING AND ECON DEV | 8           | \$50,000                  |

**Appendix I**

**Detailed Economic Development Budget by Incentive Type**

| <b>Subtype/Description</b> | <b>Recipient</b>                | <b>Agency</b>                          | <b>Ward</b> | <b>Value of Incentive</b> |
|----------------------------|---------------------------------|--|-------------|---------------------------|
| INNOVATION INITIATIVES     | 2GETHER-INTERNATIONAL INC       | DEPUTY MAYOR FOR PLANNING AND ECON DEV | 2           | \$75,000                  |
| INNOVATION INITIATIVES     | CUREATE LLC                     | DEPUTY MAYOR FOR PLANNING AND ECON DEV | 1           | \$150,000                 |
| INNOVATION INITIATIVES     | MID-ATLANTIC VENTURE ASSOC      | DEPUTY MAYOR FOR PLANNING AND ECON DEV | 2           | \$100,000                 |
| INNOVATION INITIATIVES     | STREET ENTREPRENEURS            | DEPUTY MAYOR FOR PLANNING AND ECON DEV | 2           | \$175,000                 |
| NEW COMMUNITIES INITIATIVE | ATHLETES UNITED FOR SOCIAL JUS  | DEPUTY MAYOR FOR PLANNING AND ECON DEV | Multiple    | \$80,000                  |
| NEW COMMUNITIES INITIATIVE | CONGRESS HEIGHTS TRAINING       | DEPUTY MAYOR FOR PLANNING AND ECON DEV | Multiple    | \$270,000                 |
| NEW COMMUNITIES INITIATIVE | DANCE INSTITUTE OF WASHINGTON   | DEPUTY MAYOR FOR PLANNING AND ECON DEV | Multiple    | \$40,000                  |
| NEW COMMUNITIES INITIATIVE | DC SCORES                       | DEPUTY MAYOR FOR PLANNING AND ECON DEV | Multiple    | \$80,000                  |
| NEW COMMUNITIES INITIATIVE | EAST RIVER FAMILY STRENGTHENING | DEPUTY MAYOR FOR PLANNING AND ECON DEV | Multiple    | \$40,000                  |
| NEW COMMUNITIES INITIATIVE | FAR SOUTHEAST FAMILY            | DEPUTY MAYOR FOR PLANNING AND ECON DEV | Multiple    | \$515,000                 |
| NEW COMMUNITIES INITIATIVE | HOMES FOR HOPE                  | DEPUTY MAYOR FOR PLANNING AND ECON DEV | Multiple    | \$712,400                 |
| NEW COMMUNITIES INITIATIVE | HOUSING IN TRANSITION, INC.     | DEPUTY MAYOR FOR PLANNING AND ECON DEV | Multiple    | \$890,000                 |
| NEW COMMUNITIES INITIATIVE | THE COMMUNITY BUILDERS INC      | DEPUTY MAYOR FOR PLANNING AND ECON DEV | Multiple    | \$125,000                 |
| NEW COMMUNITIES INITIATIVE | THE HIGHER ACHIEVEMENT PROGRAM  | DEPUTY MAYOR FOR PLANNING AND ECON DEV | Multiple    | \$40,000                  |
| NEW COMMUNITIES INITIATIVE | THE LITERACY LAB                | DEPUTY MAYOR FOR PLANNING AND ECON DEV | Multiple    | \$40,000                  |

**Appendix I**

**Detailed Economic Development Budget by Incentive Type**

| <b>Subtype/Description</b>  | <b>Recipient</b>               | <b>Agency</b>                          | <b>Ward</b> | <b>Value of Incentive</b> |
|---|--------------------------------|--|-------------|---------------------------|
| NEW COMMUNITIES INITIATIVE  | WASHINGTON TENNIS & EDUCATION  | DEPUTY MAYOR FOR PLANNING AND ECON DEV | Multiple    | \$40,000                  |
| NEW COMMUNITIES INITIATIVE  | WHITMAN WALKER CLINIC, INC.    | DEPUTY MAYOR FOR PLANNING AND ECON DEV | Multiple    | \$40,000                  |
| WASHINGTON DC ECONOMIC PARTNERSHIP  | WASHINGTON DC ECONOMIC PARTNER | DEPUTY MAYOR FOR PLANNING AND ECON DEV | Multiple    | \$3,000,000               |
| WORKFORCE INVESTMENT  | WHARF DISTRICT MASTER DEVELOPE | DEPUTY MAYOR FOR PLANNING AND ECON DEV | 6           | \$1,000,000               |
| <b>Total Grants</b>   |                                |  |             | <b>\$34,937,400</b>       |
| <b>Activity Included in Fiscal Year Budget or Impacting Fiscal Year Revenue</b> |                                |  |             | <b>\$34,937,400</b>       |

**Appendix I**

**Detailed Economic Development Budget by Incentive Type**

| <b>Subtype/Description</b> | <b>Recipient</b>                      | <b>Agency</b>  | <b>Ward</b> | <b>Value of Incentive</b> |
|----------------------------|---------------------------------------|--|-------------|---------------------------|
| <b>Loans</b>               |                                       |  |             |                           |
| 101 41st NE                | Urban Matters and CRG Holdings        | DEPT. OF HOUSING AND COMM. DEVELOPMENT/HOUSING PRESERVATION FUND | 7           | \$322,264                 |
| 1101 Euclid Street NW      | 1101 Euclid Street NW                 | DEPT. OF HOUSING AND COMM. DEVELOPMENT/HOUSING PRESERVATION FUND | 1           | \$640,000                 |
| 1460 Euclid Street NW      | Jubilee Euclid                        | DEPT. OF HOUSING AND COMM. DEVELOPMENT/HOUSING PRESERVATION FUND | 1           | \$425,000                 |
| 1915 Ridgecrest Ct SE      | NHP Foundation                        | DEPT. OF HOUSING AND COMM. DEVELOPMENT/HOUSING PRESERVATION FUND | 8           | \$1,341,241               |
| 2719 Douglass Place SE     | WC Smith                              | DEPT. OF HOUSING AND COMM. DEVELOPMENT/HOUSING PRESERVATION FUND | 8           | \$700,000                 |
| 3218 Wisconsin Avenue NW   | 3218 Wisconsin Avenue Cooperative     | DEPT. OF HOUSING AND COMM. DEVELOPMENT/HOUSING PRESERVATION FUND | 3           | \$982,300                 |
| 410 Cedar Street NW        | Joseph Development, Inc.              | DEPT. OF HOUSING AND COMM. DEVELOPMENT/HOUSING PRESERVATION FUND | 4           | \$1,250,000               |
| 4419 3rd St SE             | Worthington Woods                     | DEPT. OF HOUSING AND COMM. DEVELOPMENT/HOUSING PRESERVATION FUND | 8           | \$1,220,000               |
| 5000-5040 New Hampshire NW | Wesley Housing                        | DEPT. OF HOUSING AND COMM. DEVELOPMENT/HOUSING PRESERVATION FUND | 4           | \$1,250,000               |
| 5912 14th Street NW        | The 5912 Missouri Tenants Association | DEPT. OF HOUSING AND COMM. DEVELOPMENT/HOUSING PRESERVATION FUND | 4           | \$845,987                 |
| Berlin Portfolio           | Berlin Portfolio                      | DEPT. OF HOUSING AND COMM. DEVELOPMENT/HOUSING PRESERVATION FUND | 7           | \$2,125,000               |

**Appendix I**

**Detailed Economic Development Budget by Incentive Type**

| <b>Subtype/Description</b>             | <b>Recipient</b>                      | <b>Agency</b>  | <b>Ward</b> | <b>Value of Incentive</b> |
|--|---------------------------------------|--|-------------|---------------------------|
| 1201 Oak Drive SE                      | St. Elizabeths East Housing           | DEPT. OF HOUSING AND COMM. DEVELOPMENT/HOUSING PRODUCTION TRUST FUND | 8           | \$28,792,923              |
| 1460 Euclid Street NW                  | Jubilee Euclid - Predevelopment       | DEPT. OF HOUSING AND COMM. DEVELOPMENT/HOUSING PRODUCTION TRUST FUND | 1           | \$100,000                 |
| 1724 Kalorama Road NW                  | Jubilee Kalorama                      | DEPT. OF HOUSING AND COMM. DEVELOPMENT/HOUSING PRODUCTION TRUST FUND | 1           | \$100,000                 |
| 1736 Rhode Island Avenue NE            | 1736 Rhode Island Avenue NE           | DEPT. OF HOUSING AND COMM. DEVELOPMENT/HOUSING PRODUCTION TRUST FUND | 5           | \$7,948,359               |
| 2200-2210 Hunter Place SE              | 2200-2210 Hunter Place, SE            | DEPT. OF HOUSING AND COMM. DEVELOPMENT/HOUSING PRODUCTION TRUST FUND | 8           | \$1,744,021               |
| 2395 Pomeroy Road SE                   | Stanton Square Apartments             | DEPT. OF HOUSING AND COMM. DEVELOPMENT/HOUSING PRODUCTION TRUST FUND | 8           | \$17,688,687              |
| 2409 Ainger SE                         | Ainger Place Apartments               | DEPT. OF HOUSING AND COMM. DEVELOPMENT/HOUSING PRODUCTION TRUST FUND | 8           | \$10,691,242              |
| 3500 East Capitol Street NE (Phase II) | MidAtlantic Realty Partners LLC       | DEPT. OF HOUSING AND COMM. DEVELOPMENT/HOUSING PRODUCTION TRUST FUND | 7           | \$16,135,936              |
| 555 E Street SW                        | 555 E Street SW                       | DEPT. OF HOUSING AND COMM. DEVELOPMENT/HOUSING PRODUCTION TRUST FUND | 6           | \$10,947,095              |
| 5912 14th Street NW                    | 5912 Missouri Cooperative Association | DEPT. OF HOUSING AND COMM. DEVELOPMENT/HOUSING PRODUCTION TRUST FUND | 4           | \$3,459,372               |

**Appendix I**

**Detailed Economic Development Budget by Incentive Type**

| <b>Subtype/Description</b>  | <b>Recipient</b>                       | <b>Agency</b>  | <b>Ward</b> | <b>Value of Incentive</b> |
|---|--|--|-------------|---------------------------|
| 930 Randolph Street NW  | Petworth Station Feb 2018              | DEPT. OF HOUSING AND COMM. DEVELOPMENT/HOUSING PRODUCTION TRUST FUND | 4           | \$7,972,536               |
| 931 Longfellow Street NW  | Brightwood Gardens                     | DEPT. OF HOUSING AND COMM. DEVELOPMENT/HOUSING PRODUCTION TRUST FUND | 4           | \$2,581,255               |
| Homes within Reach, Historic Anacostia  | Homes within Reach, Historic Anacostia | DEPT. OF HOUSING AND COMM. DEVELOPMENT/HOUSING PRODUCTION TRUST FUND | 8           | \$577,419                 |
| Randle Hill Apts.   | Community Housing Inc.                 | DEPT. OF HOUSING AND COMM. DEVELOPMENT/HOUSING PRODUCTION TRUST FUND | 8           | \$13,000,000              |
| <b>Total Loans</b>  |  |  |             | <b>\$132,840,637</b>      |
| <b>Activity Included in Fiscal Year Budget or Impacting Fiscal Year Revenue</b> |  |  |             | <b>\$132,840,637</b>      |

*Appendix I*

**Detailed Economic Development Budget by Incentive Type**

| <b>Subtype/Description</b>  | <b>Recipient</b> | <b>Agency</b> | <b>Ward</b> | <b>Value of Incentive</b> |
|---|------------------|---------------|-------------|---------------------------|
| <b>PILOT Debt Service</b>   |                  |               |             |                           |
| Rhode Island Plaza  | Bondholders      | Misc Funds    | 5           | \$1,092,835               |
| Southeast Federal Center "Foundry Lofts"  | Bondholders      | Misc Funds    | 6           | \$397,849                 |
| Southeast Federal Center "The Yards"  | Bondholders      | Misc Funds    | 6           | \$2,612,957               |
| US DOT/Waterfront Park Projects   | Bondholders      | Misc Funds    | 6           | \$10,553,960              |
| <b>Total PILOT Debt Service</b>   |                  |               |             | <b>\$14,657,601</b>       |
| <b>Activity Included in Fiscal Year Budget or Impacting Fiscal Year Revenue</b> |                  |               |             | <b>\$14,657,601</b>       |



*Appendix I*

**Detailed Economic Development Budget by Incentive Type**

| <b>Subtype/Description</b>  | <b>Recipient</b> | <b>Agency</b> | <b>Ward</b> | <b>Value of Incentive</b> |
|---|------------------|---------------|-------------|---------------------------|
| <b>Revenue Bond Debt Service</b>  |                  |               |             |                           |
| Ballpark Revenue Bonds  | Bondholders      | Misc Funds    | 6           | \$70,475,690              |
| Convention Center Bonds   | Bondholders      | Misc Funds    | 2           | \$49,048,252              |
| Housing Production Trust Fund   | Bondholders      | Misc Funds    | Multiple    | \$7,828,539               |
| <b>Total Revenue Bond Debt Service</b>  |                  |               |             | <b>\$127,352,481</b>      |
| <b>Activity Included in Fiscal Year Budget or Impacting Fiscal Year Revenue</b> |                  |               |             | <b>\$127,352,481</b>      |

**Appendix I**

**Detailed Economic Development Budget by Incentive Type**

| Subtype/Description                 | Recipient   | Agency                                 | Ward | Value of Incentive |
|-------------------------------------|---|--|------|--------------------|
| <b>Revenue Bond Issuance</b>        |   |  |      |                    |
| 1550 First Street                   | DBT Development Group, LLC  | DCHFPA                                 | 6    | \$21,600,000       |
| 1736 Rhode Island                   | Lock 7 Development  | DCHFPA                                 | 5    | \$12,200,000       |
| 3500 East Cap/The Solstice Phase II | MidAtlantic Realty Partners and Taylor Adams Associates   | DCHFPA                                 | 7    | \$18,600,000       |
| 555 E Street Senior Project         | Potomac Investment Properties, Inc.<br>Adams Investmen Group, LLC<br>DC Strategy Group, LLC<br>Paramount Development, LLC                             | DCHFPA                                 | 6    | \$12,000,000       |
| Ainger Place                        | Ainger Place Development Corporation<br>Michaels Development Company  | DCHFPA                                 | 8    | \$13,750,000       |
| Mass Place                          | National Housing Trust Enterprise   | DCHFPA                                 | 2    | \$18,500,000       |
| Maycroft                            | Jubilee Housing, Inc.   | DCHFPA                                 | 1    | \$3,312,149        |
| Milestone                           | E&G Group   | DCHFPA                                 | 7    | \$5,500,000        |
| Petworth                            | William C. Smith & Co and Petworth Station LP   | DCHFPA                                 | 4    | \$12,525,000       |
| Providence Place                    | Atlantic Pacific Communities and Urban Matters Development Partners and Progressive National Baptist Convention Community and Development Corporation | DCHFPA                                 | 7    | \$19,700,000       |
| Randle Hill                         | Community Preservation and Development Corp. and Randle Hill LLC  | DCHFPA                                 | 8    | \$24,420,000       |
| Southern Ave.                       | Dantes Partners and Gilbane Development Company and The Carding Group and H Street CDC  | DCHFPA                                 | 8    | \$47,000,000       |
| St. Elizabeth                       | Flaherty & Collins Development  | DCHFPA                                 | 8    | \$52,400,000       |
| Stanton Square                      | Sunrise Development Corporation and Washington Business Group   | DCHFPA                                 | 8    | \$23,098,000       |
| Takoma Place                        | The NHP Foundation  | DCHFPA                                 | 4    | \$18,125,000       |
| The Strand                          | The NHP Foundation and The Warrenton Group and WA Metropolitan CDC  | DCHFPA                                 | 7    | \$19,500,000       |
| Association                         | Army Distaff  | DEPUTY MAYOR FOR PLANNING AND ECON DEV | 4    | \$19,230,000       |
| Association                         | Institute for World Politics  | DEPUTY MAYOR FOR PLANNING AND ECON DEV | 2    | \$8,500,000        |
| Association                         | Socitey for Neuroscience  | DEPUTY MAYOR FOR PLANNING AND ECON DEV | 2    | \$12,000,000       |
| Education                           | American College of Cadiology   | DEPUTY MAYOR FOR PLANNING AND ECON DEV | 2    | \$14,300,000       |

**Appendix I**

**Detailed Economic Development Budget by Incentive Type**

| <b>Subtype/Decription</b>                       | <b>Recipient</b>                              | <b>Agency</b>                          | <b>Ward</b> | <b>Value of Incentive</b> |
|---|---|--|-------------|---------------------------|
| Education                                       | Capital City Public Charter School Reissuance | DEPUTY MAYOR FOR PLANNING AND ECON DEV | 4           | \$19,200,000              |
| Education                                       | Capitol Hill Day School                       | DEPUTY MAYOR FOR PLANNING AND ECON DEV | 6           | \$3,250,000               |
| Education                                       | Catholic University                           | DEPUTY MAYOR FOR PLANNING AND ECON DEV | 5           | \$58,820,000              |
| Education                                       | District of Columbia International School     | DEPUTY MAYOR FOR PLANNING AND ECON DEV | 4           | \$51,365,000              |
| Education                                       | Edmund Burke                                  | DEPUTY MAYOR FOR PLANNING AND ECON DEV | 3           | \$13,270,000              |
| Education                                       | Friendship Public Charter School              | DEPUTY MAYOR FOR PLANNING AND ECON DEV | 7           | \$17,200,000              |
| Education                                       | Howard /Provident Center                      | DEPUTY MAYOR FOR PLANNING AND ECON DEV | 1           | \$33,175,000              |
| Education                                       | Meridian Public Charter School                | DEPUTY MAYOR FOR PLANNING AND ECON DEV | 1           | \$7,500,000               |
| Education                                       | Provident Tubman Quad (Howard U)              | DEPUTY MAYOR FOR PLANNING AND ECON DEV | 1           | \$69,820,000              |
| Education                                       | Rocketship Public Charter School              | DEPUTY MAYOR FOR PLANNING AND ECON DEV | 8           | \$28,075,000              |
| Education                                       | University of Georgia Foundation              | DEPUTY MAYOR FOR PLANNING AND ECON DEV | 6           | \$12,500,000              |
| Education                                       | Yu Ying Public Charter School                 | DEPUTY MAYOR FOR PLANNING AND ECON DEV | 5           | \$11,886,000              |
| <b>Total Revenue Bond Issuance</b>              |   |  |             | <b>\$702,321,149</b>      |
| <b>Activity Not Impacting Budget or Revenue</b> |   |  |             | <b>\$702,321,149</b>      |

**Appendix I**

**Detailed Economic Development Budget by Incentive Type**

| <b>Subtype/Description</b>  | <b>Recipient</b> | <b>Agency</b> | <b>Ward</b> | <b>Value of Incentive</b> |
|---|------------------|---------------|-------------|---------------------------|
| <b>TIF Debt Service</b>   |                  |               |             |                           |
| City Market at O Street   | Bondholders      | Misc Funds    | 6           | \$2,301,031               |
| Combined TIF Debt   | Bondholders      | Misc Funds    | Multiple    | \$1,238,147               |
| Gallery Place   | Bondholders      | Misc Funds    | 2           | \$4,315,000               |
| Mandarin Oriental Hotel   | Bondholders      | Misc Funds    | 6           | \$4,504,125               |
| Skyland   | Bondholders      | Misc Funds    | 7           | \$693,177                 |
| Southwest Waterfront Project (The Wharf)  | Bondholders      | Misc Funds    | 6           | \$6,655,420               |
| Verizon Center  | Bondholders      | Misc Funds    | 2           | \$3,622,503               |
| <b>Total TIF Debt Service</b>   |                  |               |             | <b>\$23,329,403</b>       |
| <b>Activity Included in Fiscal Year Budget or Impacting Fiscal Year Revenue</b> |                  |               |             | <b>\$23,329,403</b>       |

**Appendix I**

**Detailed Economic Development Budget by Incentive Type**

| Subtype/Description      | Recipient                                 | Agency                   | Ward | Value of Incentive |
|--------------------------|---|--------------------------|------|--------------------|
| <b>Tax Abatement</b>     |   |                          |      |                    |
| GEORGIA AVE NW           | 3910 GEORGIA AVE ASSOCIATES LP 1-A        | (None - Tax Expenditure) | 4    | \$9,442            |
| H ST NW                  | 801 NEW JERSEY PHASE 1 LLC                | (None - Tax Expenditure) | 6    | \$868,767          |
| K ST NW                  | MOUNT VERNON DEVELOPMENT GROUP LLC        | (None - Tax Expenditure) | 6    | \$12,636           |
| 0055 M ST NE             | ARCHSTONE NORTH CAPITOL HILL              | (None - Tax Expenditure) | 6    | \$1,086,522        |
| 0060 L ST NE             | NOMA DEVELOPMENT LLC                      | (None - Tax Expenditure) | 6    | \$984,275          |
| 0100 FLORIDA AV NE       | WASHINGTON GATEWAY APARTMENTS VENTURE LLC | (None - Tax Expenditure) | 5    | \$2,328,888        |
| 0140 M ST NE             | THE FLATS 140 DC RESIDENTIAL LLC          | (None - Tax Expenditure) | 6    | \$652,535          |
| 0340 FLORIDA AVE NE      | GATEWAY MARKET (SOE) LLC                  | (None - Tax Expenditure) | 5    | \$309,928          |
| 0371 MORSE ST NE         | GATEWAY MARKET (SOE) LLC                  | (None - Tax Expenditure) | 5    | \$41,137           |
| 0600 KENILWORTH AVE NE   | CI GD PARKSIDE 7 LLC                      | (None - Tax Expenditure) | 7    | \$188,754          |
| 0820 1ST ST NE           | UNIZO REAL ESTATE DC THREE LLC            | (None - Tax Expenditure) | 6    | \$2,702,977        |
| 0950 3RD ST NW           | MOUNT VERNON DEVELOPMENT GROUP LLC        | (None - Tax Expenditure) | 6    | \$105,515          |
| 1160 1ST ST NE           | ARCHSTONE NORTH CAPITOL HILL LP           | (None - Tax Expenditure) | 6    | \$1,666,945        |
| 130 M ST NE              | THE FLATS 130 DC RESIDENTIAL LLC          | (None - Tax Expenditure) | 6    | \$1,754,068        |
| 1325 W ST NW R-4         | SHF 1 14W LLC                             | (None - Tax Expenditure) | 1    | \$482,503          |
| 1331 L ST NW             | MANGER 8-10-34 TRUST PARTNERS LLC         | (None - Tax Expenditure) | 2    | \$1,110,881        |
| 150 HARRY THOMAS WAY NE  | 151 Q STREET RESIDENTIAL LLC              | (None - Tax Expenditure) | 5    | \$53,508           |
| 150 Q ST NE              | 151 Q STREET RESIDENTIAL LLC              | (None - Tax Expenditure) | 5    | \$338,653          |
| 151 Q ST NE              | 151 Q STREET RESIDENTIAL LLC              | (None - Tax Expenditure) | 5    | \$689,672          |
| 1550 7TH ST NW           | JMP APARTMENTS LLC                        | (None - Tax Expenditure) | 6    | \$1,425,403        |
| 1805 7TH ST NW 100       | UNITED NEGRO COLLEGE FUND INC             | (None - Tax Expenditure) | 1    | \$408,985          |
| 2 M ST NE                | 2 M STREET REDEVELOPMENT LLC              | (None - Tax Expenditure) | 6    | \$769,349          |
| 200 Q ST NE              | 151 Q STREET RESIDENTIAL LLC              | (None - Tax Expenditure) | 5    | \$487,017          |
| 201 Q ST NE              | 151 Q STREET RESIDENTIAL LLC              | (None - Tax Expenditure) | 5    | \$44,854           |
| 2323 PENNSYLVANIA AVE SE | 2300 PENNSYLVANIA AVENUE LLC              | (None - Tax Expenditure) | 7    | \$122,483          |
| 25 MASSACHUSETTS AVE NW  | T-C REPUBLIC SQUARE OWNER LLC             | (None - Tax Expenditure) | 6    | \$5,225,116        |
| 250 K ST NE              | UNION PLACE PHASE I LLC                   | (None - Tax Expenditure) | 6    | \$1,327,627        |

**Appendix I**

**Detailed Economic Development Budget by Incentive Type**

| <b>Subtype/Description</b>  | <b>Recipient</b>                   | <b>Agency</b>            | <b>Ward</b> | <b>Value of Incentive</b> |
|---|------------------------------------|--------------------------|-------------|---------------------------|
| 2700 CONNECTICUT AVE NW   | 2700 CONECTICUT AVENUE LLC         | (None - Tax Expenditure) | 3           | \$137,833                 |
| 300 - 380 H ST NE   | STEUART H STREET LLC               | (None - Tax Expenditure) | 6           | \$760,610                 |
| 3910 - 3912 GEORGIA AVE NW  | 3910 GEORGIA AVE ASSOCIATES LP 1-A | (None - Tax Expenditure) | 4           | \$178,698                 |
| 4000 MASSACHUSETTS AVE NW   | EDWARD H KAPLAN                    | (None - Tax Expenditure) | 3           | \$1,754,922               |
| 5432 CONNECTICUT AVE NW   | BCB APARTMENTS LLC                 | (None - Tax Expenditure) | 3           | \$121,662                 |
| 6505 14TH ST NW   | LUZON ASSOCIATES LP                | (None - Tax Expenditure) | 4           | \$62,513                  |
| 6601 14TH ST NW   | LUZON ASSOCIATES LP                | (None - Tax Expenditure) | 4           | \$64,546                  |
| 77 H ST NW  | 801 NEW JERSEY PHASE 1 LLC         | (None - Tax Expenditure) | 6           | \$199,649                 |
| <b>Total Tax Abatement</b>  |                                    |                          |             | <b>\$28,478,877</b>       |
| <b>Activity Included in Fiscal Year Budget or Impacting Fiscal Year Revenue</b> |                                    |                          |             | <b>\$28,478,877</b>       |

**Appendix I**

**Detailed Economic Development Budget by Incentive Type**

| Subtype/Description           | Recipient                                       | Agency                   | Ward | Value of Incentive |
|-------------------------------|---|--------------------------|------|--------------------|
| <b>Tax Exemption</b>          |   |                          |      |                    |
| GEORGIA AVE NW                | 3232 GEORGIA RESIDENTIAL LLC                    | (None - Tax Expenditure) | 1    | \$122,522          |
| GEORGIA AVE NW                | ABRAMS HALL SENIOR LP                           | (None - Tax Expenditure) | 4    | \$918,902          |
| 0120 45TH ST NE R-2           | BENNING RESIDENTIAL LLC                         | (None - Tax Expenditure) | 7    | \$146,458          |
| 0125 CANAL ST SE              | CAPITOL HOUSING PARTNERS LLC                    | (None - Tax Expenditure) | 6    | \$882,814          |
| 0300 D ST SW                  | THE MUSEUM OF THE BIBLE INC                     | (None - Tax Expenditure) | 6    | \$585,811          |
| 0514 10TH ST NW               | FORD'S THEATRE SOCIETY                          | (None - Tax Expenditure) | 2    | \$77,767           |
| 0601 L ST SE 1                | SQUARE 882N AFFORDABLE LP                       | (None - Tax Expenditure) | 6    | \$96,613           |
| 0601 EDGEWOOD ST NE           | EDGEWOOD TERRACE ONE LLC                        | (None - Tax Expenditure) | 5    | \$245,214          |
| 0801 13TH ST NW               | NATIONAL MUSEUM WOMEN IN ARTS                   | (None - Tax Expenditure) | 2    | \$387,599          |
| 1035 4TH ST NW                | PLAZA WEST LLC                                  | (None - Tax Expenditure) | 6    | \$545,161          |
| 1050 NEW JERSEY AV            | GOLDEN RULE PLAZA INC                           | (None - Tax Expenditure) | 6    | \$490,839          |
| 1100 2ND PL SE 2              | SQUARE 769N AFFORDABLE OWNER LLC                | (None - Tax Expenditure) | 6    | \$88,732           |
| 1111 MASSACHUSETTS AVE NW     | MASS PLACE APARTMENTS LLC                       | (None - Tax Expenditure) | 2    | \$383,379          |
| 1200 NORTH CAPITOL ST NW      | TYLER HOUSE ASSOCIATES 95 L.P.                  | (None - Tax Expenditure) | 6    | \$785,289          |
| 1301 - 1339 5TH ST NW         | SECOND NW COOPERATIVE HME                       | (None - Tax Expenditure) | 6    | \$95,126           |
| 1313 - 1333 H ST NE           | ATLAS PERFORMING ARTS CENTER                    | (None - Tax Expenditure) | 6    | \$594,159          |
| 1325 UPSHUR ST NW             | SENIOR CITIZENS HOUSING DEVELOPMENT CORPORATION | (None - Tax Expenditure) | 4    | \$127,406          |
| 1330 7TH ST NW                | 1330 SEVENTH STREET LIMITED PARTNERSHIP         | (None - Tax Expenditure) | 6    | \$653,739          |
| 1350 - 1358 FAIRMONT ST NW    | FPE LP  | (None - Tax Expenditure) | 1    | \$149,517          |
| 1360 FLORIDA AVE NE           | CAPITAL FRINGE INC                              | (None - Tax Expenditure) | 5    | \$80,333           |
| 1400 IRVING ST NW             | COLUMBIA HEIGHTS VENTURES PARCEL 26 LLC         | (None - Tax Expenditure) | 1    | \$342,535          |
| 1440-1450 V ST NW             | PORTNER FLATS LLC                               | (None - Tax Expenditure) | 1    | \$125,179          |
| 1444 IRVING ST NW             | HIGHLAND PARK WEST INVESTORS LLC                | (None - Tax Expenditure) | 1    | \$219,223          |
| 1474 COLUMBIA RD NW Unit: 109 | JUBILEE MAYCROFT APARTMENTS LP                  | (None - Tax Expenditure) | 1    | \$202,966          |
| 1501 - 1509 14TH ST NW        | THE STUDIO THEATRE INC                          | (None - Tax Expenditure) | 2    | \$186,357          |

**Appendix I**

**Detailed Economic Development Budget by Incentive Type**

| Subtype/Description            | Recipient                                       | Agency                   | Ward | Value of Incentive |
|--------------------------------|---|--------------------------|------|--------------------|
| 1526 NEW HAMPSHIRE AVE NW      | WOMANS NATL DEMOCRATIC CLUB                     | (None - Tax Expenditure) | 2    | \$127,069          |
| 1600 1ST ST NW                 | NORTHWEST COOPERATIVE HOMES                     | (None - Tax Expenditure) | 5    | \$115,627          |
| 1600 21ST ST NW                | THE PHILLIPS COLLECTION                         | (None - Tax Expenditure) | 2    | \$450,533          |
| 1616 MARION ST NW              | ASBURY DWELLINGS INC                            | (None - Tax Expenditure) | 6    | \$203,103          |
| 1701 - 1713 BENNING RD NE      | GALES PLACE ASSOCIATES LIMITED PARTNERSHIP      | (None - Tax Expenditure) | 6    | \$98,392           |
| 1718-1722 7TH ST NW            | CHANNING PHILLIPS HOMES LLC                     | (None - Tax Expenditure) | 6    | \$642,009          |
| 1726-1734 7TH ST NW            | LINCOLN-WESTMORELAND HOUSING                    | (None - Tax Expenditure) | 6    | \$548,427          |
| 2008 - 2014 MARYLAND AV NE     | CARVER TERRACE LP                               | (None - Tax Expenditure) | 5    | \$230,660          |
| 2305 14TH ST NW                | VIEW 14 INVESTMENTS LLC                         | (None - Tax Expenditure) | 1    | \$927,354          |
| 2321 4TH ST NE                 | 2321 4TH STREET LLC                             | (None - Tax Expenditure) | 5    | \$402,717          |
| 2321 GOOD HOPE CT SE           | WOODMONT CROSSING INVESTOR LLC                  | (None - Tax Expenditure) | 8    | \$149,428          |
| 2400 N ST NW                   | American College of Cardiology Foundation       | (None - Tax Expenditure) | 2    | \$1,605,093        |
| 2401 FOXHALL RD NW             | DAVID LLOYD KREEGER FOUNDATION                  | (None - Tax Expenditure) | 3    | \$272,705          |
| 2401 WASHINGTON PL NE          | ISRAEL SENIOR RESIDENCES LLC                    | (None - Tax Expenditure) | 5    | \$79,504           |
| 2513 Alabama Ave SE            | Alabama Affordable Housing L P                  | (None - Tax Expenditure) | 8    | \$89,714           |
| 2524 17TH ST NW                | GLENN ARMS PRESERVATION LP                      | (None - Tax Expenditure) | 1    | \$92,701           |
| 2701 CALVERT ST NW             | FHF I WOODLEY PARK LLC                          | (None - Tax Expenditure) | 3    | \$1,068,239        |
| 2801 14TH ST NW                | SAMUEL J SIMMONS NCBA ESTATES #1                | (None - Tax Expenditure) | 1    | \$348,156          |
| 2835 - 2841 ROBINSON PL SE     | PARKWAY OVERLOOK LP                             | (None - Tax Expenditure) | 8    | \$173,599          |
| 2900 14TH ST NW                | COLUMBIA HGTS VILLAGE APARTMENT LP              | (None - Tax Expenditure) | 1    | \$1,117,692        |
| 3300 14TH ST NW                | SAMUEL KELSEY REDEVELOPMENT LIMITED PARTNERSHIP | (None - Tax Expenditure) | 1    | \$455,051          |
| 3500 14TH ST NW                | CAVALIER APARTMENTS LP                          | (None - Tax Expenditure) | 1    | \$347,015          |
| 3501 - 3547 EAST CAPITOL ST SE | MILESTONE EAST CAPITOL 3 LLC                    | (None - Tax Expenditure) | 7    | \$79,925           |
| 3712 - 3722 HAYES ST NE        | JAY STREET ASSOCIATES                           | (None - Tax Expenditure) | 7    | \$314,739          |
| 3720 - 3820 HAYES ST NE        | MAYFAIR MANSIONS LIMITED PARTNERSHIP            | (None - Tax Expenditure) | 7    | \$264,752          |



**Appendix I**

**Detailed Economic Development Budget by Incentive Type**

| Subtype/Description                | Recipient                                  | Agency                   | Ward | Value of Incentive |
|------------------------------------|--|--------------------------|------|--------------------|
| 4100 Georgia Ave NW                | 4100 Georgia Ave Limited Partnership       | (None - Tax Expenditure) | 4    | \$143,277          |
| 4155 LINNEAN AVE NW                | HILLWOOD ESTATE MUSEUM AND GARDENS         | (None - Tax Expenditure) | 3    | \$658,496          |
| 4200 - 4268 EAST CAPITOL ST NE     | STANDARD FCP VENTURE LP                    | (None - Tax Expenditure) | 7    | \$335,871          |
| 4201 - 4237 7TH ST SE              | BELMONT CROSSING PARTNERS LLC              | (None - Tax Expenditure) | 8    | \$136,288          |
| 4232 - 4238 4TH ST SE              | 4236 4TH STREET SE LLC                     | (None - Tax Expenditure) | 8    | \$84,522           |
| 4301 3rd ST SE                     | Atlantic Terrace LTD                       | (None - Tax Expenditure) | 8    | \$95,072           |
| 4341 E ST SE                       | BENNING HEIGHTS INVESTOR LLC               | (None - Tax Expenditure) | 7    | \$141,702          |
| 450 7TH ST NW 00003                | LANSBURGH THEATER INC                      | (None - Tax Expenditure) | 2    | \$540,873          |
| 4800 NANNIE HELEN BURROUGHS AV NE  | 4800 NHB LP                                | (None - Tax Expenditure) | 7    | \$440,496          |
| 4921 GEORGIA AV NW                 | COLONY HOUSE NONPROFIT HOUSING CORPORATION | (None - Tax Expenditure) | 4    | \$100,260          |
| 5201 Hayes ST NE                   | Deanwood Hills LLC                         | (None - Tax Expenditure) | 7    | \$128,104          |
| 5233 NORTH CAPITOL ST NE           | NORTH CAPITOL AT PLYMOUTH INC              | (None - Tax Expenditure) | 5    | \$111,065          |
| 620 F ST NW THEA                   | HARMAN CENTER LLC                          | (None - Tax Expenditure) | 2    | \$999,324          |
| 6650 GEORGIA AVE NW                | TAKOMA PLACE INVESTOR LLC                  | (None - Tax Expenditure) | 4    | \$109,401          |
| 7144 13TH ST NW                    | CHILDREN'S NATIONAL AT WALTER REED LLC     | (None - Tax Expenditure) | 4    | \$2,071,046        |
| 800 6TH ST NW                      | WASHINGTON CHINATOWN DEVELOPMENT COMPANY   | (None - Tax Expenditure) | 2    | \$394,101          |
| 800 Kenilworth Ave NE              | Kenilworth Ave Apartments LLC              | (None - Tax Expenditure) | 7    | \$158,278          |
| 800 SOUTHERN AVE SE                | 800 SOUTHERN AVENUE LLC                    | (None - Tax Expenditure) | 8    | \$227,834          |
| 850 QUINCY ST NW                   | THE REALTY ASSOCIATES FUND X LP            | (None - Tax Expenditure) | 4    | \$274,777          |
| 901 E ST NW                        | THE PEW CHARITABLE TRUSTS                  | (None - Tax Expenditure) | 2    | \$1,165,021        |
| 901 Rhode Island Ave NW            | Phyllis Wheatley Redevelopment LLC         | (None - Tax Expenditure) | 2    | \$144,793          |
| American Psychological Association | APA 750 LLC                                | (None - Tax Expenditure) | 6    | \$761,794          |
| Campbell Heights Project           | Paul Laurence Dunbar Apartments LP         | (None - Tax Expenditure) | 1    | \$300,082          |

**Appendix I**

**Detailed Economic Development Budget by Incentive Type**

| <b>Subtype/Description</b>   | <b>Recipient</b>                                       | <b>Agency</b>            | <b>Ward</b> | <b>Value of Incentive</b> |
|--|--|--------------------------|-------------|---------------------------|
| Carver 2000 Low-Income and senior housing Project                      | Carver Senior Apartments Limited Partnership           | (None - Tax Expenditure) | 7           | \$120,299                 |
| Douglass Knoll   | Douglas Knoll Cooperative Limited Partnership          | (None - Tax Expenditure) | 8           | \$92,342                  |
| East River Residential Projects  | EAST RIVER PRESERVATION PARTNERS LLC                   | (None - Tax Expenditure) | Multiple    | \$100,091                 |
| Jubilee Housing Residential  | Jubilee Housing Limited Partnership                    | (None - Tax Expenditure) | 1           | \$276,609                 |
| King Towers Residential Housing Rental Project                         | KING HOUSING LLC                                       | (None - Tax Expenditure) | 2           | \$310,812                 |
| National Community Reinvestment Coalition                              | National Community Reinvestment Coalition              | (None - Tax Expenditure) | 2           | \$1,526,637               |
| Newseum PILOT  | The Freedom Forum Inc.                                 | (None - Tax Expenditure) | 6           | \$5,601,306               |
| PENNSYLVANIA AV NW   | Pennsylvania Avenue Development Corporation            | (None - Tax Expenditure) | 2           | \$1,599,772               |
| Parkside Terrace Development Project                                   | Parkside Terrace Development LLC                       | (None - Tax Expenditure) | Multiple    | \$306,224                 |
| Qualified Supermarket (Aldi: 901 17th Street NE)                       | Aldi Inc. Maryland                                     | (None - Tax Expenditure) | 5           | \$155,036                 |
| Qualified Supermarket (Costco: 2441 Market Street, NE)                 | Costco Wholesale Corporation                           | (None - Tax Expenditure) | 5           | \$386,341                 |
| Qualified Supermarket (Giant: 1400 7th St NW)                          | Citymarket At O East And West LLC Roadside Development | (None - Tax Expenditure) | 6           | \$384,428                 |
| Qualified Supermarket (Giant: 300 H St NE)                             | Steuart H Street LLC Steuart Investment Company        | (None - Tax Expenditure) | 6           | \$249,374                 |
| Qualified Supermarket (Harris Teeter: 1201 1st Street NE)              | The Flats DC Grocery LLC                               | (None - Tax Expenditure) | 6           | \$480,243                 |
| Qualified Supermarket (Harris Teeter: 401 M St. SE)                    | FC 1212 LLC  | (None - Tax Expenditure) | 6           | \$536,816                 |
| Qualified Supermarket (Safeway Inc. Cpts #4202: 1747 COLUMBIA ROAD NW) | Safeway Inc. Cpts #4202                                | (None - Tax Expenditure) | 1           | \$201,082                 |
| Qualified Supermarket (Safeway Inc. Cpts: 3830 GEORGIA AVENUE NW)      | Safeway Inc. Cpts                                      | (None - Tax Expenditure) | 4           | \$330,382                 |

Appendix I

Detailed Economic Development Budget by Incentive Type

| Subtype/Description   | Recipient                                  | Agency                   | Ward     | Value of Incentive  |
|---|--|--------------------------|----------|---------------------|
| Qualified Supermarkets (Personal Property and materials used in development)    | (Aggregate)                                | (None - Tax Expenditure) | Multiple | \$1,458,000         |
| WASHINGTON CONVENTION AND SPORTS AUTHORITY                                      | WASHINGTON CONVENTION AND SPORTS AUTHORITY | (None - Tax Expenditure) | 2        | \$2,032,066         |
| <b>Total Tax Exemption</b>  |  |                          |          | <b>\$44,408,182</b> |
| <b>Activity Included in Fiscal Year Budget or Impacting Fiscal Year Revenue</b> |  |                          |          | <b>\$44,408,182</b> |

**Appendix II**

**Detailed Economic Development Budget by Agency**

| Subtype/Description             | Recipient                                 | Incentive Type | Ward | Value of Incentive |
|---------------------------------|---|----------------|------|--------------------|
| <b>(None - Tax Expenditure)</b> |   |                |      |                    |
| GEORGIA AVE NW                  | 3232 GEORGIA RESIDENTIAL LLC              | Tax Exemption  | 1    | \$122,522          |
| GEORGIA AVE NW                  | 3910 GEORGIA AVE ASSOCIATES LP 1-A        | Tax Abatement  | 4    | \$9,442            |
| GEORGIA AVE NW                  | ABRAMS HALL SENIOR LP                     | Tax Exemption  | 4    | \$918,902          |
| H ST NW                         | 801 NEW JERSEY PHASE 1 LLC                | Tax Abatement  | 6    | \$868,767          |
| K ST NW                         | MOUNT VERNON DEVELOPMENT GROUP LLC        | Tax Abatement  | 6    | \$12,636           |
| 0055 M ST NE                    | ARCHSTONE NORTH CAPITOL HILL              | Tax Abatement  | 6    | \$1,086,522        |
| 0060 L ST NE                    | NOMA DEVELOPMENT LLC                      | Tax Abatement  | 6    | \$984,275          |
| 0100 FLORIDA AV NE              | WASHINGTON GATEWAY APARTMENTS VENTURE LLC | Tax Abatement  | 5    | \$2,328,888        |
| 0120 45TH ST NE R-2             | BENNING RESIDENTIAL LLC                   | Tax Exemption  | 7    | \$146,458          |
| 0125 CANAL ST SE                | CAPITOL HOUSING PARTNERS LLC              | Tax Exemption  | 6    | \$882,814          |
| 0140 M ST NE                    | THE FLATS 140 DC RESIDENTIAL LLC          | Tax Abatement  | 6    | \$652,535          |
| 0300 D ST SW                    | THE MUSEUM OF THE BIBLE INC               | Tax Exemption  | 6    | \$585,811          |
| 0340 FLORIDA AVE NE             | GATEWAY MARKET (SOE) LLC                  | Tax Abatement  | 5    | \$309,928          |
| 0371 MORSE ST NE                | GATEWAY MARKET (SOE) LLC                  | Tax Abatement  | 5    | \$41,137           |
| 0514 10TH ST NW                 | FORD'S THEATRE SOCIETY                    | Tax Exemption  | 2    | \$77,767           |
| 0600 KENILWORTH AVE NE          | CI GD PARKSIDE 7 LLC                      | Tax Abatement  | 7    | \$188,754          |
| 0601 L ST SE 1                  | SQUARE 882N AFFORDABLE LP                 | Tax Exemption  | 6    | \$96,613           |
| 0601 EDGEWOOD ST NE             | EDGEWOOD TERRACE ONE LLC                  | Tax Exemption  | 5    | \$245,214          |
| 0801 13TH ST NW                 | NATIONAL MUSEUM WOMEN IN ARTS             | Tax Exemption  | 2    | \$387,599          |
| 0820 1ST ST NE                  | UNIZO REAL ESTATE DC THREE LLC            | Tax Abatement  | 6    | \$2,702,977        |

**Appendix II**

**Detailed Economic Development Budget by Agency**

| Subtype/Description              | Recipient                                       | Incentive Type | Ward | Value of Incentive |
|----------------------------------|---|----------------|------|--------------------|
| 0950 3RD ST NW                   | MOUNT VERNON DEVELOPMENT GROUP LLC              | Tax Abatement  | 6    | \$105,515          |
| 1035 4TH ST NW                   | PLAZA WEST LLC                                  | Tax Exemption  | 6    | \$545,161          |
| 1050 NEW JERSEY AV               | GOLDEN RULE PLAZA INC                           | Tax Exemption  | 6    | \$490,839          |
| 1100 2ND PL SE 2                 | SQUARE 769N AFFORDABLE OWNER LLC                | Tax Exemption  | 6    | \$88,732           |
| 1111 MASSACHUSETTS AVE NW        | MASS PLACE APARTMENTS LLC                       | Tax Exemption  | 2    | \$383,379          |
| 1160 1ST ST NE                   | ARCHSTONE NORTH CAPITOL HILL LP                 | Tax Abatement  | 6    | \$1,666,945        |
| 1200 NORTH CAPITOL ST NW         | TYLER HOUSE ASSOCIATES 95 L.P.                  | Tax Exemption  | 6    | \$785,289          |
| 130 M ST NE                      | THE FLATS 130 DC RESIDENTIAL LLC                | Tax Abatement  | 6    | \$1,754,068        |
| 1301 - 1339 5TH ST NW            | SECOND NW COOPERATIVE HME                       | Tax Exemption  | 6    | \$95,126           |
| 1313 - 1333 H ST NE              | ATLAS PERFORMING ARTS CENTER                    | Tax Exemption  | 6    | \$594,159          |
| 1325 UPSHUR ST NW                | SENIOR CITIZENS HOUSING DEVELOPMENT CORPORATION | Tax Exemption  | 4    | \$127,406          |
| 1325 W ST NW R-4                 | SHF 1 14W LLC                                   | Tax Abatement  | 1    | \$482,503          |
| 1330 7TH ST NW                   | 1330 SEVENTH STREET LIMITED PARTNERSHIP         | Tax Exemption  | 6    | \$653,739          |
| 1331 L ST NW                     | MANGER 8-10-34 TRUST PARTNERS LLC               | Tax Abatement  | 2    | \$1,110,881        |
| 1350 - 1358 FAIRMONT ST NW       | FPE LP  | Tax Exemption  | 1    | \$149,517          |
| 1360 FLORIDA AVE NE              | CAPITAL FRINGE INC                              | Tax Exemption  | 5    | \$80,333           |
| 1400 IRVING ST NW                | COLUMBIA HEIGHTS VENTURES PARCEL 26 LLC         | Tax Exemption  | 1    | \$342,535          |
| 1440-1450 V ST NW                | PORTNER FLATS LLC                               | Tax Exemption  | 1    | \$125,179          |
| 1444 IRVING ST NW                | HIGHLAND PARK WEST INVESTORS LLC                | Tax Exemption  | 1    | \$219,223          |
| 1474 COLUMBIA RD NW<br>Unit: 109 | JUBILEE MAYCROFT APARTMENTS LP                  | Tax Exemption  | 1    | \$202,966          |
| 150 HARRY THOMAS WAY<br>NE       | 151 Q STREET RESIDENTIAL LLC                    | Tax Abatement  | 5    | \$53,508           |

**Appendix II**

**Detailed Economic Development Budget by Agency**

| Subtype/Description        | Recipient                                  | Incentive Type | Ward | Value of Incentive |
|----------------------------|--|----------------|------|--------------------|
| 150 Q ST NE                | 151 Q STREET RESIDENTIAL LLC               | Tax Abatement  | 5    | \$338,653          |
| 1501 - 1509 14TH ST NW     | THE STUDIO THEATRE INC                     | Tax Exemption  | 2    | \$186,357          |
| 151 Q ST NE                | 151 Q STREET RESIDENTIAL LLC               | Tax Abatement  | 5    | \$689,672          |
| 1526 NEW HAMPSHIRE AVE NW  | WOMANS NATL DEMOCRATIC CLUB                | Tax Exemption  | 2    | \$127,069          |
| 1550 7TH ST NW             | JMP APARTMENTS LLC                         | Tax Abatement  | 6    | \$1,425,403        |
| 1600 1ST ST NW             | NORTHWEST COOPERATIVE HOMES                | Tax Exemption  | 5    | \$115,627          |
| 1600 21ST ST NW            | THE PHILLIPS COLLECTION                    | Tax Exemption  | 2    | \$450,533          |
| 1616 MARION ST NW          | ASBURY DWELLINGS INC                       | Tax Exemption  | 6    | \$203,103          |
| 1701 - 1713 BENNING RD NE  | GALES PLACE ASSOCIATES LIMITED PARTNERSHIP | Tax Exemption  | 6    | \$98,392           |
| 1718-1722 7TH ST NW        | CHANNING PHILLIPS HOMES LLC                | Tax Exemption  | 6    | \$642,009          |
| 1726-1734 7TH ST NW        | LINCOLN-WESTMORELAND HOUSING               | Tax Exemption  | 6    | \$548,427          |
| 1805 7TH ST NW 100         | UNITED NEGRO COLLEGE FUND INC              | Tax Abatement  | 1    | \$408,985          |
| 2 M ST NE                  | 2 M STREET REDEVELOPMENT LLC               | Tax Abatement  | 6    | \$769,349          |
| 200 Q ST NE                | 151 Q STREET RESIDENTIAL LLC               | Tax Abatement  | 5    | \$487,017          |
| 2008 - 2014 MARYLAND AV NE | CARVER TERRACE LP                          | Tax Exemption  | 5    | \$230,660          |
| 201 Q ST NE                | 151 Q STREET RESIDENTIAL LLC               | Tax Abatement  | 5    | \$44,854           |
| 2305 14TH ST NW            | VIEW 14 INVESTMENTS LLC                    | Tax Exemption  | 1    | \$927,354          |
| 2321 4TH ST NE             | 2321 4TH STREET LLC                        | Tax Exemption  | 5    | \$402,717          |
| 2321 GOOD HOPE CT SE       | WOODMONT CROSSING INVESTOR LLC             | Tax Exemption  | 8    | \$149,428          |
| 2323 PENNSYLVANIA AVE SE   | 2300 PENNSYLVANIA AVENUE LLC               | Tax Abatement  | 7    | \$122,483          |
| 2400 N ST NW               | American College of Cardiology Foundation  | Tax Exemption  | 2    | \$1,605,093        |

**Appendix II**

**Detailed Economic Development Budget by Agency**

| Subtype/Description            | Recipient                                       | Incentive Type | Ward | Value of Incentive |
|--------------------------------|---|----------------|------|--------------------|
| 2401 FOXHALL RD NW             | DAVID LLOYD KREEGER FOUNDATION                  | Tax Exemption  | 3    | \$272,705          |
| 2401 WASHINGTON PL NE          | ISRAEL SENIOR RESIDENCES LLC                    | Tax Exemption  | 5    | \$79,504           |
| 25 MASSACHUSETTS AVE NW        | T-C REPUBLIC SQUARE OWNER LLC                   | Tax Abatement  | 6    | \$5,225,116        |
| 250 K ST NE                    | UNION PLACE PHASE I LLC                         | Tax Abatement  | 6    | \$1,327,627        |
| 2513 Alabama Ave SE            | Alabama Affordable Housing L P                  | Tax Exemption  | 8    | \$89,714           |
| 2524 17TH ST NW                | GLENN ARMS PRESERVATION LP                      | Tax Exemption  | 1    | \$92,701           |
| 2700 CONNECTICUT AVE NW        | 2700 CONECTICUT AVENUE LLC                      | Tax Abatement  | 3    | \$137,833          |
| 2701 CALVERT ST NW             | FHF I WOODLEY PARK LLC                          | Tax Exemption  | 3    | \$1,068,239        |
| 2801 14TH ST NW                | SAMUEL J SIMMONS NCBA ESTATES #1                | Tax Exemption  | 1    | \$348,156          |
| 2835 - 2841 ROBINSON PL SE     | PARKWAY OVERLOOK LP                             | Tax Exemption  | 8    | \$173,599          |
| 2900 14TH ST NW                | COLUMBIA HGTS VILLAGE APARTMENT LP              | Tax Exemption  | 1    | \$1,117,692        |
| 300 - 380 H ST NE              | STEUART H STREET LLC                            | Tax Abatement  | 6    | \$760,610          |
| 3300 14TH ST NW                | SAMUEL KELSEY REDEVELOPMENT LIMITED PARTNERSHIP | Tax Exemption  | 1    | \$455,051          |
| 3500 14TH ST NW                | CAVALIER APARTMENTS LP                          | Tax Exemption  | 1    | \$347,015          |
| 3501 - 3547 EAST CAPITOL ST SE | MILESTONE EAST CAPITOL 3 LLC                    | Tax Exemption  | 7    | \$79,925           |
| 3712 - 3722 HAYES ST NE        | JAY STREET ASSOCIATES                           | Tax Exemption  | 7    | \$314,739          |
| 3720 - 3820 HAYES ST NE        | MAYFAIR MANSIONS LIMITED PARTNERSHIP            | Tax Exemption  | 7    | \$264,752          |
| 3910 - 3912 GEORGIA AVE NW     | 3910 GEORGIA AVE ASSOCIATES LP 1-A              | Tax Abatement  | 4    | \$178,698          |
| 4000 MASSACHUSETTS AVE NW      | EDWARD H KAPLAN                                 | Tax Abatement  | 3    | \$1,754,922        |
| 4100 Georgia Ave NW            | 4100 Georgia Ave Limited Partnership            | Tax Exemption  | 4    | \$143,277          |
| 4155 LINNEAN AVE NW            | HILLWOOD ESTATE MUSEUM AND GARDENS              | Tax Exemption  | 3    | \$658,496          |

**Appendix II**

**Detailed Economic Development Budget by Agency**

| Subtype/Description               | Recipient                                  | Incentive Type | Ward | Value of Incentive |
|-----------------------------------|--|----------------|------|--------------------|
| 4200 - 4268 EAST CAPITOL ST NE    | STANDARD FCP VENTURE LP                    | Tax Exemption  | 7    | \$335,871          |
| 4201 - 4237 7TH ST SE             | BELMONT CROSSING PARTNERS LLC              | Tax Exemption  | 8    | \$136,288          |
| 4232 - 4238 4TH ST SE             | 4236 4TH STREET SE LLC                     | Tax Exemption  | 8    | \$84,522           |
| 4301 3rd ST SE                    | Atlantic Terrace LTD                       | Tax Exemption  | 8    | \$95,072           |
| 4341 E ST SE                      | BENNING HEIGHTS INVESTOR LLC               | Tax Exemption  | 7    | \$141,702          |
| 450 7TH ST NW 00003               | LANSBURGH THEATER INC                      | Tax Exemption  | 2    | \$540,873          |
| 4800 NANNIE HELEN BURROUGHS AV NE | 4800 NHB LP                                | Tax Exemption  | 7    | \$440,496          |
| 4921 GEORGIA AV NW                | COLONY HOUSE NONPROFIT HOUSING CORPORATION | Tax Exemption  | 4    | \$100,260          |
| 5201 Hayes ST NE                  | Deanwood Hills LLC                         | Tax Exemption  | 7    | \$128,104          |
| 5233 NORTH CAPITOL ST NE          | NORTH CAPITOL AT PLYMOUTH INC              | Tax Exemption  | 5    | \$111,065          |
| 5432 CONNECTICUT AVE NW           | BCB APARTMENTS LLC                         | Tax Abatement  | 3    | \$121,662          |
| 620 F ST NW THEA                  | HARMAN CENTER LLC                          | Tax Exemption  | 2    | \$999,324          |
| 6505 14TH ST NW                   | LUZON ASSOCIATES LP                        | Tax Abatement  | 4    | \$62,513           |
| 6601 14TH ST NW                   | LUZON ASSOCIATES LP                        | Tax Abatement  | 4    | \$64,546           |
| 6650 GEORGIA AVE NW               | TAKOMA PLACE INVESTOR LLC                  | Tax Exemption  | 4    | \$109,401          |
| 7144 13TH ST NW                   | CHILDREN'S NATIONAL AT WALTER REED LLC     | Tax Exemption  | 4    | \$2,071,046        |
| 77 H ST NW                        | 801 NEW JERSEY PHASE 1 LLC                 | Tax Abatement  | 6    | \$199,649          |
| 800 6TH ST NW                     | WASHINGTON CHINATOWN DEVELOPMENT COMPANY   | Tax Exemption  | 2    | \$394,101          |
| 800 Kenilworth Ave NE             | Kenilworth Ave Apartments LLC              | Tax Exemption  | 7    | \$158,278          |
| 800 SOUTHERN AVE SE               | 800 SOUTHERN AVENUE LLC                    | Tax Exemption  | 8    | \$227,834          |
| 850 QUINCY ST NW                  | THE REALTY ASSOCIATES FUND X LP            | Tax Exemption  | 4    | \$274,777          |



**Appendix II**

**Detailed Economic Development Budget by Agency**

| <b>Subtype/Description</b>                                | <b>Recipient</b>                                       | <b>Incentive Type</b> | <b>Ward</b> | <b>Value of Incentive</b> |
|---|--|-----------------------|-------------|---------------------------|
| 901 E ST NW   | THE PEW CHARITABLE TRUSTS                              | Tax Exemption         | 2           | \$1,165,021               |
| 901 Rhode Island Ave NW                                   | Phyllis Wheatley Redevelopment LLC                     | Tax Exemption         | 2           | \$144,793                 |
| American Psychological Association                        | APA 750 LLC  | Tax Exemption         | 6           | \$761,794                 |
| Campbell Heights Project                                  | Paul Laurence Dunbar Apartments LP                     | Tax Exemption         | 1           | \$300,082                 |
| Carver 2000 Low-Income and senior housing Project         | Carver Senior Apartments Limited Partnership           | Tax Exemption         | 7           | \$120,299                 |
| Douglass Knoll  | Douglas Knoll Cooperative Limited Partnership          | Tax Exemption         | 8           | \$92,342                  |
| East River Residential Projects                           | EAST RIVER PRESERVATION PARTNERS LLC                   | Tax Exemption         | Multiple    | \$100,091                 |
| Income Tax Credits: QHTCs                                 | 159 Recipients   | District Tax Credits  | Multiple    | \$25,730,903              |
| Jubilee Housing Residential                               | Jubilee Housing Limited Partnership                    | Tax Exemption         | 1           | \$276,609                 |
| King Towers Residential Housing Rental Project            | KING HOUSING LLC                                       | Tax Exemption         | 2           | \$310,812                 |
| National Community Reinvestment Coalition                 | National Community Reinvestment Coalition              | Tax Exemption         | 2           | \$1,526,637               |
| Newseum PILOT   | The Freedom Forum Inc.                                 | Tax Exemption         | 6           | \$5,601,306               |
| PENNSYLVANIA AV NW  | Pennsylvania Avenue Development Corporation            | Tax Exemption         | 2           | \$1,599,772               |
| Parkside Terrace Development Project                      | Parkside Terrace Development LLC                       | Tax Exemption         | Multiple    | \$306,224                 |
| Qualified Supermarket (Aldi: 901 17th Street NE)          | Aldi Inc. Maryland                                     | Tax Exemption         | 5           | \$155,036                 |
| Qualified Supermarket (Costco: 2441 Market Street, NE)    | Costco Wholesale Corporation                           | Tax Exemption         | 5           | \$386,341                 |
| Qualified Supermarket (Giant: 1400 7th St NW)             | Citymarket At O East And West LLC Roadside Development | Tax Exemption         | 6           | \$384,428                 |
| Qualified Supermarket (Giant: 300 H St NE)                | Steuart H Street LLC Steuart Investment Company        | Tax Exemption         | 6           | \$249,374                 |
| Qualified Supermarket (Harris Teeter: 1201 1st Street NE) | The Flats DC Grocery LLC                               | Tax Exemption         | 6           | \$480,243                 |
| Qualified Supermarket (Harris Teeter: 401 M St. SE)       | FC 1212 LLC  | Tax Exemption         | 6           | \$536,816                 |

**Appendix II**

**Detailed Economic Development Budget by Agency**

| <b>Subtype/Description</b>  | <b>Recipient</b>                              | <b>Incentive Type</b>                   | <b>Ward</b> | <b>Value of Incentive</b> |
|---|---|---|-------------|---------------------------|
| Qualified Supermarket<br>(Safeway Inc. Cpts #4202:<br>1747 COLUMBIA ROAD<br>NW)       | Safeway Inc. Cpts #4202                       | Tax<br>Exemption                        | 1           | \$201,082                 |
| Qualified Supermarket<br>(Safeway Inc. Cpts: 3830<br>GEORGIA AVENUE NW)               | Safeway Inc. Cpts                             | Tax<br>Exemption                        | 4           | \$330,382                 |
| Qualified Supermarkets<br>(Personal Property and<br>materials used in<br>development) | (Aggregate)                                   | Tax<br>Exemption                        | Multiple    | \$1,458,000               |
| Randall School Museum and<br>Housing Development                                      | Randall School Museum and Housing Development | Future Tax<br>Abatements/<br>Exemptions | 6           | \$34,000,000              |
| The Hyacinth's Place  | The Hyacinth's Place                          | Future Tax<br>Abatements/<br>Exemptions | 5           | \$26,130                  |
| WASHINGTON<br>CONVENTION AND<br>SPORTS AUTHORITY                                      | WASHINGTON CONVENTION AND SPORTS<br>AUTHORITY | Tax<br>Exemption                        | 2           | \$2,032,066               |
| <b>Total (None - Tax Expenditure)</b>   |   |   |             | <b>\$132,644,092</b>      |

**Appendix II**

**Detailed Economic Development Budget by Agency**

| Subtype/Description                     | Recipient                      | Incentive Type            | Ward     | Value of Incentive |
|---|--------------------------------|---------------------------|----------|--------------------|
| <b>DC PUBLIC LIBRARY</b>                |                                |                           |          |                    |
| CLEVELAND PARK LIBRARY                  | GILBANE BUILDING CO.           | Expenditures on Contracts | 3        | \$359,212          |
| MARTIN LUTHER KING JR. MEMORIAL CENTRAL | ALTERNATIVES RENEWABLE SO      | Expenditures on Contracts | 2        | \$468,922          |
| MARTIN LUTHER KING JR. MEMORIAL CENTRAL | LYNCH DEVELOPMENT ADVISORS LLC | Expenditures on Contracts | 2        | \$842,292          |
| MARTIN LUTHER KING JR. MEMORIAL CENTRAL | MARTINEZ & JOHNSON ARCHITECTUR | Expenditures on Contracts | 2        | \$346,088          |
| MARTIN LUTHER KING JR. MEMORIAL CENTRAL | OTJ ARCHITECTS INC             | Expenditures on Contracts | 2        | \$1,571,278        |
| MARTIN LUTHER KING JR. MEMORIAL CENTRAL | SMOOT GILBANE III MLK JT VENTR | Expenditures on Contracts | 2        | \$40,729,028       |
| MARTIN LUTHER KING JR. MEMORIAL CENTRAL | SMOOT/GILBANE, A JOINT VENTURE | Expenditures on Contracts | 2        | \$24,788,225       |
| CAPITOL VIEW LIBRARY                    | BROUGHTON CONSTRUCTION CO LLC  | Expenditures on Contracts | 7        | \$1,017,335        |
| CAPITOL VIEW LIBRARY                    | THE GEORGETOWN DESIGN GROUP,IN | Expenditures on Contracts | 7        | \$309,359          |
| GENERAL IMPROVEMENT-LIBRARIES           | BROUGHTON CONSTRUCTION CO LLC  | Expenditures on Contracts | Multiple | \$257,112          |
| GENERAL IMPROVEMENT-LIBRARIES           | DLR GROUP OF DC, P.C           | Expenditures on Contracts | Multiple | \$113,213          |
| GENERAL IMPROVEMENT-LIBRARIES           | GILBANE BUILDING CO.           | Expenditures on Contracts | Multiple | \$239,910          |
| GENERAL IMPROVEMENT-LIBRARIES           | RSC ELECTRICAL AND MECHANIC    | Expenditures on Contracts | Multiple | \$401,182          |
| GENERAL IMPROVEMENT-LIBRARIES           | SMOOT GILBANE III MLK JT VENTR | Expenditures on Contracts | Multiple | \$433,819          |
| GENERAL IMPROVEMENT-LIBRARIES           | THE GEORGETOWN DESIGN GROUP,IN | Expenditures on Contracts | Multiple | \$99,945           |
| GENERAL IMPROVEMENT-LIBRARIES           | THOMPSON CONSTRUCTION PLUS LLC | Expenditures on Contracts | Multiple | \$83,383           |
| LAMOND RIGGS LIBRARY                    | CONSIGLI CONSTRUCTION CO., INC | Expenditures on Contracts | 5        | \$474,948          |
| SOUTHWEST LIBRARY                       | TURNER CONSTRUCTION COMPANY    | Expenditures on Contracts | 6        | \$1,356,637        |

*Appendix II*

*Detailed Economic Development Budget by Agency*

---

| Subtype/Description            | Recipient | Incentive Type | Ward | Value of Incentive  |
|--------------------------------|-----------|----------------|------|---------------------|
| <b>Total DC PUBLIC LIBRARY</b> |           |                |      | <b>\$73,891,888</b> |

**Appendix II**

**Detailed Economic Development Budget by Agency**

| Subtype/Description                 | Recipient   | Incentive Type        | Ward | Value of Incentive |
|-------------------------------------|---|-----------------------|------|--------------------|
| <b>DCHFA</b>                        |   |                       |      |                    |
| 1550 First Street                   | DBT Development Group, LLC  | Revenue Bond Issuance | 6    | \$21,600,000       |
| 1736 Rhode Island                   | Lock 7 Development  | Revenue Bond Issuance | 5    | \$12,200,000       |
| 3500 East Cap/The Solstice Phase II | MidAtlantic Realty Partners and Taylor Adams Associates   | Revenue Bond Issuance | 7    | \$18,600,000       |
| 555 E Street Senior Project         | Potomac Investment Properties, Inc.<br>Adams Investment Group, LLC<br>DC Strategy Group, LLC<br>Paramount Development, LLC                            | Revenue Bond Issuance | 6    | \$12,000,000       |
| Ainger Place                        | Ainger Place Development Corporation<br>Michaels Development Company  | Revenue Bond Issuance | 8    | \$13,750,000       |
| Mass Place                          | National Housing Trust Enterprise   | Revenue Bond Issuance | 2    | \$18,500,000       |
| Maycroft                            | Jubilee Housing, Inc.   | Revenue Bond Issuance | 1    | \$3,312,149        |
| Milestone                           | E&G Group   | Revenue Bond Issuance | 7    | \$5,500,000        |
| Petworth                            | William C. Smith & Co and Petworth Station LP   | Revenue Bond Issuance | 4    | \$12,525,000       |
| Providence Place                    | Atlantic Pacific Communities and Urban Matters Development Partners and Progressive National Baptist Convention Community and Development Corporation | Revenue Bond Issuance | 7    | \$19,700,000       |
| Randle Hill                         | Community Preservation and Development Corp. and Randle Hill LLC  | Revenue Bond Issuance | 8    | \$24,420,000       |
| Southern Ave.                       | Dantes Partners and Gilbane Development Company and The Carding Group and H Street CDC  | Revenue Bond Issuance | 8    | \$47,000,000       |
| St. Elizabeth                       | Flaherty & Collins Development  | Revenue Bond Issuance | 8    | \$52,400,000       |
| Stanton Square                      | Sunrise Development Corporation and Washington Business Group   | Revenue Bond Issuance | 8    | \$23,098,000       |

*Appendix II*

*Detailed Economic Development Budget by Agency*

| <b>Subtype/Description</b> | <b>Recipient</b>   | <b>Incentive Type</b> | <b>Ward</b> | <b>Value of Incentive</b> |
|----------------------------|--|-----------------------|-------------|---------------------------|
| Takoma Place               | The NHP Foundation   | Revenue Bond Issuance | 4           | \$18,125,000              |
| The Strand                 | The NHP Foundation and The Warrenton Group and WA Metropolitan CDC | Revenue Bond Issuance | 7           | \$19,500,000              |
| <b>Total DCHFA</b>         |  |                       |             | <b>\$322,230,149</b>      |

*Appendix II*

*Detailed Economic Development Budget by Agency*

| Subtype/Description                            | Recipient                   | Incentive Type | Ward     | Value of Incentive |
|--|-----------------------------|----------------|----------|--------------------|
| <b>DEPARTMENT OF EMPLOYMENT SERVICES</b>       |                             |                |          |                    |
| Transitional Employment                        | Capital Area Asset Building | Grants         | Multiple | \$81,117           |
| Transitional Employment                        | Echelon Community SVCS INC  | Grants         | Multiple | \$343,050          |
| <b>Total DEPARTMENT OF EMPLOYMENT SERVICES</b> |                             |                |          | <b>\$424,167</b>   |

*Appendix II*

*Detailed Economic Development Budget by Agency*

| Subtype/Decription                          | Recipient            | Incentive Type            | Ward | Value of Incentive |
|---|----------------------|---------------------------|------|--------------------|
| <b>DEPARTMENT OF GENERAL SERVICES</b>       |                      |                           |      |                    |
| DC UNITED SOCCER STADIUM                    | W M SCHLOSSER CO INC | Expenditures on Contracts | 6    | \$636,770          |
| <b>Total DEPARTMENT OF GENERAL SERVICES</b> |                      |                           |      | <b>\$636,770</b>   |



**Appendix II**

**Detailed Economic Development Budget by Agency**

| Subtype/Description                                 | Recipient                            | Incentive Type | Ward     | Value of Incentive |
|---|--------------------------------------|----------------|----------|--------------------|
| <b>DEPT OF SMALL &amp; LOCAL BUSINESS DEVELOPMT</b> |                                      |                |          |                    |
| COMMERCIAL CLEAN TEAMS                              | 12th Street NE                       | Grants         | 5        | \$112,618          |
| COMMERCIAL CLEAN TEAMS                              | Adams Morgan Clean Team              | Grants         | 1        | \$138,000          |
| COMMERCIAL CLEAN TEAMS                              | Alabama Avenue SE Clean Team         | Grants         | 7        | \$103,000          |
| COMMERCIAL CLEAN TEAMS                              | Anacostia Clean Team                 | Grants         | 8        | \$154,500          |
| COMMERCIAL CLEAN TEAMS                              | Barracks Row Clean Team              | Grants         | 6        | \$114,000          |
| COMMERCIAL CLEAN TEAMS                              | Bellevue                             | Grants         | 8        | \$113,500          |
| COMMERCIAL CLEAN TEAMS                              | Benning Road (Ward 6) Clean Team     | Grants         | 6        | \$103,000          |
| COMMERCIAL CLEAN TEAMS                              | Benning Road (Ward 7) Clean Team     | Grants         | 7        | \$113,000          |
| COMMERCIAL CLEAN TEAMS                              | Bladensburg Road Clean Team          | Grants         | 5        | \$138,000          |
| COMMERCIAL CLEAN TEAMS                              | Congress Heights Clean Team          | Grants         | 8        | \$124,500          |
| COMMERCIAL CLEAN TEAMS                              | Connecticut Avenue                   | Grants         | 3        | \$107,982          |
| COMMERCIAL CLEAN TEAMS                              | Deanwood Heights Clean Team          | Grants         | 7        | \$140,000          |
| COMMERCIAL CLEAN TEAMS                              | Dupont Circle Clean Team             | Grants         | Multiple | \$127,000          |
| COMMERCIAL CLEAN TEAMS                              | Fort Lincoln Drive, NE (Residential) | Grants         | 5        | \$150,000          |
| COMMERCIAL CLEAN TEAMS                              | Georgia Avenue Clean Team            | Grants         | 4        | \$107,982          |
| COMMERCIAL CLEAN TEAMS                              | Glover Park Clean Team               | Grants         | 3        | \$131,000          |
| COMMERCIAL CLEAN TEAMS                              | H Street NE Clean Team               | Grants         | Multiple | \$132,000          |
| COMMERCIAL CLEAN TEAMS                              | Kennedy Street Clean Team            | Grants         | 4        | \$106,618          |
| COMMERCIAL CLEAN TEAMS                              | Lower Georgia Avenue Clean Team      | Grants         | 1        | \$225,242          |
| COMMERCIAL CLEAN TEAMS                              | Mid-City Clean Team                  | Grants         | 2        | \$274,380          |

**Appendix II**

**Detailed Economic Development Budget by Agency**

| <b>Subtype/Description</b> | <b>Recipient</b>   | <b>Incentive Type</b> | <b>Ward</b> | <b>Value of Incentive</b> |
|----------------------------|--|-----------------------|-------------|---------------------------|
| COMMERCIAL CLEAN TEAMS     | Minnesota Avenue Clean Team  | Grants                | 7           | \$107,982                 |
| COMMERCIAL CLEAN TEAMS     | Mount Vernon Triangle Clean Team   | Grants                | Multiple    | \$132,000                 |
| COMMERCIAL CLEAN TEAMS     | New York Avenue, NE Clean Team   | Grants                | 5           | \$125,000                 |
| COMMERCIAL CLEAN TEAMS     | North Capitol Street Clean Team  | Grants                | 5           | \$124,000                 |
| COMMERCIAL CLEAN TEAMS     | Pennsylvania Avenue, SE Clean Team   | Grants                | Multiple    | \$113,000                 |
| COMMERCIAL CLEAN TEAMS     | Rhode Island Avenue NE Clean Team  | Grants                | 5           | \$126,000                 |
| COMMERCIAL CLEAN TEAMS     | Shaw Clean Team  | Grants                | Multiple    | \$117,000                 |
| COMMERCIAL CLEAN TEAMS     | South Dakota Avenue, NE  | Grants                | 5           | \$100,000                 |
| COMMERCIAL CLEAN TEAMS     | Trinidad, NE Clean Team (Residential)  | Grants                | 5           | \$100,000                 |
| COMMERCIAL CLEAN TEAMS     | Upper 14th Street NW Clean Team  | Grants                | 4           | \$103,000                 |
| COMMERCIAL CLEAN TEAMS     | Upper Bladensburg Road, NE   | Grants                | 6           | \$100,000                 |
| COMMERCIAL CLEAN TEAMS     | Upper Georgia Avenue   | Grants                | 4           | \$206,000                 |
| COMMERCIAL CLEAN TEAMS     | Ward 1 Clean Team  | Grants                | 1           | \$222,118                 |
| MAIN STREETS               | COLUMBIA HEIGHTS DAY INITIATIVE (Lower Georgia Avenue Main Street and Columbia Heights/Mount Pleasant Main Street) | Grants                | Multiple    | \$314,760                 |
| MAIN STREETS               | COMMUNITY ALLIANCE FOR UPPER (Uptown Main Street)  | Grants                | 4           | \$150,080                 |
| MAIN STREETS               | CONGRESS HEIGHTS TRAINING (Desination Congress Heights)  | Grants                | 8           | \$150,080                 |
| MAIN STREETS               | DEANWOOD HEIGHTS MAIN STREETS  | Grants                | 7           | \$182,580                 |
| MAIN STREETS               | FRIENDS OF RHODE ISLAND AVE NE (Rhode Island Ave Main Street)  | Grants                | 5           | \$150,080                 |
| MAIN STREETS               | GEORGETOWN BUSINESS ASSOCIATION (Georgetown Main Street)   | Grants                | 2           | \$150,080                 |
| MAIN STREETS               | H STREET MAIN STREET INC.  | Grants                | 6           | \$150,080                 |
| MAIN STREETS               | HISTORIC DUPONT CIRCLE MAINSTR   | Grants                | 2           | \$153,080                 |
| MAIN STREETS               | MERCHANT ROW ASSOCIATION, CORP (Eastern Market Main Street)  | Grants                | 6           | \$307,580                 |

*Appendix II*

*Detailed Economic Development Budget by Agency*

| <b>Subtype/Description</b>                                | <b>Recipient</b>                          | <b>Incentive Type</b> | <b>Ward</b> | <b>Value of Incentive</b> |
|---|---|-----------------------|-------------|---------------------------|
| MAIN STREETS  | NORTH CAPITOL MAIN STREET                 | Grants                | 5           | \$112,560                 |
| MAIN STREETS  | SHAW MAIN STREET                          | Grants                | Multiple    | \$150,080                 |
| MAIN STREETS  | TENLEYTOWN MAIN STREET                    | Grants                | 3           | \$150,080                 |
| MAIN STREETS  | VAN NESS GROUP INC (Van Ness Main Street) | Grants                | 3           | \$164,680                 |
| MAIN STREETS  | Wisconsin Avenue Clean Team               | Grants                | 3           | \$119,521                 |
| <b>Total DEPT OF SMALL &amp; LOCAL BUSINESS DEVELOPMT</b> |   |                       |             | <b>\$6,797,743</b>        |

**Appendix II**

**Detailed Economic Development Budget by Agency**

| Subtype/Description                           | Recipient                      | Incentive Type | Ward     | Value of Incentive |
|---|--------------------------------|----------------|----------|--------------------|
| <b>DEPT. OF HOUSING AND COMM. DEVELOPMENT</b> |                                |                |          |                    |
| AFFORDABLE HOUSING PROJECT FINANCING          | JUBILEE HOUSING INC.           | Grants         | 1        | \$1,350,000        |
| COMMUNITY SERVICES - COMM REVITALIZATION      | ANACOSTIA ECONOMIC DEVELO      | Grants         | 8        | \$521,803          |
| COMMUNITY SERVICES - COMM REVITALIZATION      | ARCH DEVELOPMENT CORPORATION   | Grants         | 8        | \$81,899           |
| COMMUNITY SERVICES - COMM REVITALIZATION      | BARRACKS ROW MAINSTREET        | Grants         | 6        | \$418,784          |
| COMMUNITY SERVICES - COMM REVITALIZATION      | DEVELOPMENT CORP OF COLUM      | Grants         | 1        | \$158,987          |
| COMMUNITY SERVICES - COMM REVITALIZATION      | FRIENDS OF RHODE ISLAND AVE NE | Grants         | 5        | \$163,718          |
| COMMUNITY SERVICES - COMM REVITALIZATION      | SB WORKS                       | Grants         | 5        | \$378,495          |
| NEIGHBORHOOD-BASED ACTIVITIES                 | CENTRAL AMERICAN RESOURCE      | Grants         | 1        | \$271,219          |
| NEIGHBORHOOD-BASED ACTIVITIES                 | GREATER WASH URBAN LEAGUE      | Grants         | 1        | \$178,859          |
| NEIGHBORHOOD-BASED ACTIVITIES                 | HOUSING COUNSELING SERVICE     | Grants         | 1        | \$1,750,873        |
| NEIGHBORHOOD-BASED ACTIVITIES                 | LATINO ECONOMIC DEVELOPME CORP | Grants         | 1        | \$664,142          |
| NEIGHBORHOOD-BASED ACTIVITIES                 | LEGAL COUNSEL FOR THE ELDERLY  | Grants         | 2        | \$841,027          |
| NEIGHBORHOOD-BASED ACTIVITIES                 | LYDIA'S HOUSE                  | Grants         | 8        | \$503,670          |
| NEIGHBORHOOD-BASED ACTIVITIES                 | MANNA INC                      | Grants         | 4        | \$154,098          |
| NEIGHBORHOOD-BASED ACTIVITIES                 | MARSHALL HEIGHTS COMMUNITY     | Grants         | 7        | \$165,149          |
| NEIGHBORHOOD-BASED ACTIVITIES                 | MI CASA MY HOUSE INC.          | Grants         | 1        | \$139,555          |
| NEIGHBORHOOD-BASED ACTIVITIES                 | UNIVERSITY LEGAL SERVICES      | Grants         | Multiple | \$1,489,208        |
| SMALL BUSINESS TECHNICAL ASSISTANCE           | ANACOSTIA ECONOMIC DEVELO      | Grants         | 8        | \$249,020          |
| SMALL BUSINESS TECHNICAL ASSISTANCE           | ARCH DEVELOPMENT CORPORATION   | Grants         | 8        | \$444,451          |
| SMALL BUSINESS TECHNICAL ASSISTANCE           | CONGRESS HEIGHTS TRAINING      | Grants         | 8        | \$286,024          |

*Appendix II*

*Detailed Economic Development Budget by Agency*

| <b>Subtype/Description</b>                          | <b>Recipient</b>               | <b>Incentive Type</b> | <b>Ward</b> | <b>Value of Incentive</b> |
|---|--------------------------------|-----------------------|-------------|---------------------------|
| SMALL BUSINESS TECHNICAL ASSISTANCE                 | DEVELOPMENT CORP OF COLUM      | Grants                | 1           | \$370,678                 |
| SMALL BUSINESS TECHNICAL ASSISTANCE                 | GREATER WASHINGTON HISPAN      | Grants                | 1           | \$148,437                 |
| SMALL BUSINESS TECHNICAL ASSISTANCE                 | LATINO ECONOMIC DEVELOPME CORP | Grants                | 1           | \$491,903                 |
| SMALL BUSINESS TECHNICAL ASSISTANCE                 | LIFE ASSET INC                 | Grants                | 1           | \$249,998                 |
| SMALL BUSINESS TECHNICAL ASSISTANCE                 | SB WORKS                       | Grants                | 5           | \$190,843                 |
| SMALL BUSINESS TECHNICAL ASSISTANCE                 | WASHINGTON AREA COMMUNITY      | Grants                | 5           | \$373,808                 |
| <b>Total DEPT. OF HOUSING AND COMM. DEVELOPMENT</b> |                                |                       |             | <b>\$12,036,644</b>       |

**Appendix II**

**Detailed Economic Development Budget by Agency**

| <b>Subtype/Description</b>  | <b>Recipient</b>                      | <b>Incentive Type</b> | <b>Ward</b> | <b>Value of Incentive</b> |
|---|---------------------------------------|-----------------------|-------------|---------------------------|
| <b>DEPT. OF HOUSING AND COMM. DEVELOPMENT/HOUSING PRESERVATION FUND</b>       |                                       |                       |             |                           |
| 101 41st NE   | Urban Matters and CRG Holdings        | Loans                 | 7           | \$322,264                 |
| 1101 Euclid Street NW   | 1101 Euclid Street NW                 | Loans                 | 1           | \$640,000                 |
| 1460 Euclid Street NW   | Jubilee Euclid                        | Loans                 | 1           | \$425,000                 |
| 1915 Ridgecrest Ct SE   | NHP Foundation                        | Loans                 | 8           | \$1,341,241               |
| 2719 Douglass Place SE  | WC Smith                              | Loans                 | 8           | \$700,000                 |
| 3218 Wisconsin Avenue NW  | 3218 Wisconsin Avenue Cooperative     | Loans                 | 3           | \$982,300                 |
| 410 Cedar Street NW   | Joseph Development, Inc.              | Loans                 | 4           | \$1,250,000               |
| 4419 3rd St SE  | Worthington Woods                     | Loans                 | 8           | \$1,220,000               |
| 5000-5040 New Hampshire NW  | Wesley Housing                        | Loans                 | 4           | \$1,250,000               |
| 5912 14th Street NW   | The 5912 Missouri Tenants Association | Loans                 | 4           | \$845,987                 |
| Berlin Portfolio  | Berlin Portfolio                      | Loans                 | 7           | \$2,125,000               |
| <b>Total DEPT. OF HOUSING AND COMM. DEVELOPMENT/HOUSING PRESERVATION FUND</b> |                                       |                       |             | <b>\$11,101,792</b>       |

**Appendix II**

**Detailed Economic Development Budget by Agency**

| <b>Subtype/Description</b>  | <b>Recipient</b>                       | <b>Incentive Type</b> | <b>Ward</b> | <b>Value of Incentive</b> |
|---|--|-----------------------|-------------|---------------------------|
| <b>DEPT. OF HOUSING AND COMM. DEVELOPMENT/HOUSING PRODUCTION TRUST FUND</b>       |  |                       |             |                           |
| 1201 Oak Drive SE   | St. Elizabeths East Housing            | Loans                 | 8           | \$28,792,923              |
| 1460 Euclid Street NW   | Jubilee Euclid - Predevelopment        | Loans                 | 1           | \$100,000                 |
| 1724 Kalorama Road NW   | Jubilee Kalorama                       | Loans                 | 1           | \$100,000                 |
| 1736 Rhode Island Avenue NE   | 1736 Rhode Island Avenue NE            | Loans                 | 5           | \$7,948,359               |
| 2200-2210 Hunter Place SE   | 2200-2210 Hunter Place, SE             | Loans                 | 8           | \$1,744,021               |
| 2395 Pomeroy Road SE  | Stanton Square Apartments              | Loans                 | 8           | \$17,688,687              |
| 2409 Ainger SE  | Ainger Place Apartments                | Loans                 | 8           | \$10,691,242              |
| 3500 East Capitol Street NE (Phase II)  | MidAtlantic Realty Partners LLC        | Loans                 | 7           | \$16,135,936              |
| 555 E Street SW   | 555 E Street SW                        | Loans                 | 6           | \$10,947,095              |
| 5912 14th Street NW   | 5912 Missouri Cooperative Association  | Loans                 | 4           | \$3,459,372               |
| 930 Randolph Street NW  | Petworth Station Feb 2018              | Loans                 | 4           | \$7,972,536               |
| 931 Longfellow Street NW  | Brightwood Gardens                     | Loans                 | 4           | \$2,581,255               |
| Homes within Reach, Historic Anacostia  | Homes within Reach, Historic Anacostia | Loans                 | 8           | \$577,419                 |
| Randle Hill Apts.   | Community Housing Inc.                 | Loans                 | 8           | \$13,000,000              |
| <b>Total DEPT. OF HOUSING AND COMM. DEVELOPMENT/HOUSING PRODUCTION TRUST FUND</b> |  |                       |             | <b>\$121,738,845</b>      |

**Appendix II**

**Detailed Economic Development Budget by Agency**

| Subtype/Description                           | Recipient                     | Incentive Type            | Ward     | Value of Incentive |
|---|-------------------------------|---------------------------|----------|--------------------|
| <b>DEPUTY MAYOR FOR PLANNING AND ECON DEV</b> |                               |                           |          |                    |
| 1923 Vermont Ave NW                           | Community Three Grimke LLC    | Dispositions              | 1        | \$12,807,697       |
| Association                                   | Army Distaff                  | Revenue Bond Issuance     | 4        | \$19,230,000       |
| Association                                   | Institute for World Politics  | Revenue Bond Issuance     | 2        | \$8,500,000        |
| Association                                   | Socitey for Neuroscience      | Revenue Bond Issuance     | 2        | \$12,000,000       |
| BUSINESS DEVELOPMENT                          | BRILLIANT COLLABORATIONS LLC  | Expenditures on Contracts | Multiple | \$123,000          |
| BUSINESS DEVELOPMENT                          | CLEARLY INNOVATIVE INC.       | Expenditures on Contracts | Multiple | \$199,967          |
| BUSINESS DEVELOPMENT                          | NING SHAO                     | Expenditures on Contracts | Multiple | \$204,708          |
| BUSINESS DEVELOPMENT                          | THINK LOCAL FIRST DC          | Expenditures on Contracts | Multiple | \$85,000           |
| COMMUNITY OUTREACH                            | DC CHAMBER OF COMMERCE        | Expenditures on Contracts | Multiple | \$421,658          |
| CONTRACTING AND PROCUREMENT                   | BUSINESS STRATEGY CONSULTANTS | Expenditures on Contracts | Multiple | \$194,527          |
| CORPORATE ASSISTANCE                          | ECHELON ECONOMIC DEVELOPM     | Expenditures on Contracts | Multiple | \$171,160          |
| CORPORATE ASSISTANCE                          | YELP INC.                     | Grants                    | 6        | \$580,365          |
| DEVELOPMENT AND DISPOSITION                   | CHW SOLUTIONS, INC.           | Expenditures on Contracts | Multiple | \$463,842          |
| ECONOMIC DEVELOPMENT FINANCING                | HILL EAST                     | Expenditures on Contracts | 7        | \$4,185,635        |
| ECONOMIC DEVELOPMENT FINANCING                | MCMILLAN SITE REDEVELOPMENT   | Expenditures on Contracts | 5        | \$3,515,287        |
| ECONOMIC DEVELOPMENT FINANCING                | NCI/DC HOUSING AUTHORITY      | Expenditures on Contracts | Multiple | \$4,826,227        |
| ECONOMIC DEVELOPMENT FINANCING                | SAINT ELIZABETHS              | Expenditures on Contracts | 8        | \$23,144,360       |
| ECONOMIC DEVELOPMENT FINANCING                | SKYLAND SHOPPING CENTER       | Expenditures on Contracts | 7        | \$3,717,303        |



**Appendix II**

**Detailed Economic Development Budget by Agency**

| <b>Subtype/Description</b>     | <b>Recipient</b>                              | <b>Incentive Type</b>     | <b>Ward</b> | <b>Value of Incentive</b> |
|--------------------------------|---|---------------------------|-------------|---------------------------|
| ECONOMIC DEVELOPMENT FINANCING | WALTER REED REDEVELOPMENT                     | Expenditures on Contracts | 4           | \$608,068                 |
| Education                      | American College of Cadiology                 | Revenue Bond Issuance     | 2           | \$14,300,000              |
| Education                      | Capital City Public Charter School Reissuance | Revenue Bond Issuance     | 4           | \$19,200,000              |
| Education                      | Capitol Hill Day School                       | Revenue Bond Issuance     | 6           | \$3,250,000               |
| Education                      | Catholic University                           | Revenue Bond Issuance     | 5           | \$58,820,000              |
| Education                      | District of Columbia International School     | Revenue Bond Issuance     | 4           | \$51,365,000              |
| Education                      | Edmund Burke                                  | Revenue Bond Issuance     | 3           | \$13,270,000              |
| Education                      | Friendship Public Charter School              | Revenue Bond Issuance     | 7           | \$17,200,000              |
| Education                      | Howard /Provident Center                      | Revenue Bond Issuance     | 1           | \$33,175,000              |
| Education                      | Meridian Public Charter School                | Revenue Bond Issuance     | 1           | \$7,500,000               |
| Education                      | Provident Tubman Quad (Howard U)              | Revenue Bond Issuance     | 1           | \$69,820,000              |
| Education                      | Rocketship Public Charter School              | Revenue Bond Issuance     | 8           | \$28,075,000              |
| Education                      | University of Georgia Foundation              | Revenue Bond Issuance     | 6           | \$12,500,000              |
| Education                      | Yu Ying Public Charter School                 | Revenue Bond Issuance     | 5           | \$11,886,000              |
| GREAT STREETS INITIATIVE       | 10TH STREET MARKET INC                        | Grants                    | 6           | \$50,000                  |
| GREAT STREETS INITIATIVE       | 1213 U ST LLC                                 | Grants                    | 1           | \$1,000,000               |

**Appendix II**

**Detailed Economic Development Budget by Agency**

| <b>Subtype/Description</b> | <b>Recipient</b>              | <b>Incentive Type</b> | <b>Ward</b> | <b>Value of Incentive</b> |
|----------------------------|-------------------------------|-----------------------|-------------|---------------------------|
| GREAT STREETS INITIATIVE   | 3451 BENNING LLC              | Grants                | 7           | \$750,000                 |
| GREAT STREETS INITIATIVE   | 441 KENNEDY ST NW ACDC LLC    | Grants                | 4           | \$250,000                 |
| GREAT STREETS INITIATIVE   | 7DRUMLESSONS LLC              | Grants                | 5           | \$50,000                  |
| GREAT STREETS INITIATIVE   | A.B.C BROTHERS LLC            | Grants                | 1           | \$16,660                  |
| GREAT STREETS INITIATIVE   | ANTHONY SHEPHERD              | Grants                | 4           | \$50,000                  |
| GREAT STREETS INITIATIVE   | ARCHITRAVE P.C., ARCHITECTS   | Grants                | 6           | \$300,000                 |
| GREAT STREETS INITIATIVE   | BANNEKER VENTURES, LLC        | Grants                | 8           | \$750,000                 |
| GREAT STREETS INITIATIVE   | BGS INTERNATIONAL LLC         | Grants                | 8           | \$50,000                  |
| GREAT STREETS INITIATIVE   | CHECK IT ENTERPRISES LLC      | Grants                | 8           | \$50,000                  |
| GREAT STREETS INITIATIVE   | CHEESEMONSTER STUDIO LLC      | Grants                | 4           | \$50,000                  |
| GREAT STREETS INITIATIVE   | COMUNITARIO COFFEE LLC        | Grants                | 4           | \$50,000                  |
| GREAT STREETS INITIATIVE   | DANCE INSTITUTE OF WASHINGTON | Grants                | 1           | \$175,000                 |
| GREAT STREETS INITIATIVE   | DANTES PARTNERS LLC           | Grants                | 4           | \$150,000                 |
| GREAT STREETS INITIATIVE   | DB PRISTON LLC                | Grants                | 4           | \$50,000                  |
| GREAT STREETS INITIATIVE   | DC CHOCOLATE BAR AND BAKERY   | Grants                | 5           | \$50,000                  |
| GREAT STREETS INITIATIVE   | DISTRICT FLOOR DEPOT INC      | Grants                | 5           | \$50,000                  |
| GREAT STREETS INITIATIVE   | DIVINE STYLES LLC             | Grants                | 8           | \$47,350                  |
| GREAT STREETS INITIATIVE   | E AND K LLC                   | Grants                | 1           | \$50,000                  |
| GREAT STREETS INITIATIVE   | EMPIRE LLC                    | Grants                | 1           | \$50,000                  |
| GREAT STREETS INITIATIVE   | FISHSCALE INC                 | Grants                | 1           | \$17,392                  |
| GREAT STREETS INITIATIVE   | HEMEN LLC                     | Grants                | 1           | \$50,000                  |

**Appendix II**

**Detailed Economic Development Budget by Agency**

| <b>Subtype/Description</b> | <b>Recipient</b>               | <b>Incentive Type</b> | <b>Ward</b> | <b>Value of Incentive</b> |
|----------------------------|--------------------------------|-----------------------|-------------|---------------------------|
| GREAT STREETS INITIATIVE   | HEN AND FIN LLC                | Grants                | 4           | \$50,000                  |
| GREAT STREETS INITIATIVE   | HISTORICAL SOCIETY-WASHINGTON  | Grants                | 2           | \$48,394                  |
| GREAT STREETS INITIATIVE   | HOME RUN ONE LLC DBA SPORT CLI | Grants                | 1           | \$50,000                  |
| GREAT STREETS INITIATIVE   | HOMME LLC                      | Grants                | 5           | \$49,800                  |
| GREAT STREETS INITIATIVE   | HORACE AND DICKIES LLC         | Grants                | 4           | \$50,000                  |
| GREAT STREETS INITIATIVE   | HOUSING EVALUATIONS PLUS       | Grants                | 4           | \$350,000                 |
| GREAT STREETS INITIATIVE   | IMAGE HAIR STUDIO INC          | Grants                | 1           | \$50,000                  |
| GREAT STREETS INITIATIVE   | JOEDAT INTERNATIONAL INC       | Grants                | 5           | \$49,868                  |
| GREAT STREETS INITIATIVE   | JOEL CASTILLO                  | Grants                | 1           | \$50,000                  |
| GREAT STREETS INITIATIVE   | L WATERS CORPORATION           | Grants                | 1           | \$50,000                  |
| GREAT STREETS INITIATIVE   | LAS PLACITAS CAFE LLC          | Grants                | 4           | \$50,000                  |
| GREAT STREETS INITIATIVE   | LEE S FLOWER AND CARD SHOP     | Grants                | 1           | \$250,000                 |
| GREAT STREETS INITIATIVE   | LIGHTHOUSE YOGA CENTER         | Grants                | 4           | \$50,000                  |
| GREAT STREETS INITIATIVE   | MARKET SEVEN LLC               | Grants                | 7           | \$249,000                 |
| GREAT STREETS INITIATIVE   | MEDINA INC DBA SURPRISE M      | Grants                | 8           | \$50,000                  |
| GREAT STREETS INITIATIVE   | MI CUBA CAFE INC               | Grants                | 1           | \$50,000                  |
| GREAT STREETS INITIATIVE   | MIKU LLC DBA J&D MARKET        | Grants                | 8           | \$50,000                  |
| GREAT STREETS INITIATIVE   | MONUMENTAL COMMUNICATION       | Grants                | 5           | \$250,000                 |
| GREAT STREETS INITIATIVE   | PETIT SCHOLARS                 | Grants                | 5           | \$50,000                  |
| GREAT STREETS INITIATIVE   | ROCKSON COMM. DEV. CORP.       | Grants                | 7           | \$249,000                 |
| GREAT STREETS INITIATIVE   | S&A BEADS INC                  | Grants                | 4           | \$2,918                   |

**Appendix II**

**Detailed Economic Development Budget by Agency**

| <b>Subtype/Description</b> | <b>Recipient</b>               | <b>Incentive Type</b>     | <b>Ward</b> | <b>Value of Incentive</b> |
|----------------------------|--------------------------------|---------------------------|-------------|---------------------------|
| GREAT STREETS INITIATIVE   | SALON ON THE AVENUE LLC        | Grants                    | 8           | \$50,000                  |
| GREAT STREETS INITIATIVE   | SANDA BEADS INC                | Grants                    | 8           | \$5,835                   |
| GREAT STREETS INITIATIVE   | SARDAR LLC DBA COFFY CAFE      | Grants                    | 1           | \$50,000                  |
| GREAT STREETS INITIATIVE   | SEVEN MARKET AND DELI INC      | Grants                    | 1           | \$50,000                  |
| GREAT STREETS INITIATIVE   | STUDIO CHIQUE A FULL SERVICE S | Grants                    | 1           | \$49,864                  |
| GREAT STREETS INITIATIVE   | THE NHP FOUNDATION             | Grants                    | 7           | \$750,000                 |
| GREAT STREETS INITIATIVE   | THE SPICE SUITE LLC            | Grants                    | 4           | \$50,000                  |
| GREAT STREETS INITIATIVE   | TRUE INTERNATIONAL INC         | Grants                    | 4           | \$50,000                  |
| GREAT STREETS INITIATIVE   | VERA WINFIELD                  | Grants                    | 4           | \$50,000                  |
| GREAT STREETS INITIATIVE   | VERNON MARTINS SALON LLC       | Grants                    | 5           | \$50,000                  |
| GREAT STREETS INITIATIVE   | VERONICA HERNANDEZ             | Grants                    | 1           | \$50,000                  |
| GREAT STREETS INITIATIVE   | WARNER CAPITAL LLC             | Grants                    | 5           | \$50,000                  |
| GREAT STREETS INITIATIVE   | WASHINGTON STORYTELLERS THEATR | Grants                    | 1           | \$50,000                  |
| GREAT STREETS INITIATIVE   | WILLIE T CRAFT SR              | Grants                    | 7           | \$125,000                 |
| GREAT STREETS INITIATIVE   | ZEMEN MARKET LLC               | Grants                    | 8           | \$50,000                  |
| INDUSTRIAL REVENUE BOND    | BELLO BELLO AND ASSOCIATES     | Expenditures on Contracts | Multiple    | \$137,500                 |
| INDUSTRIAL REVENUE BOND    | CREST MANAGEMENT SOLUTION      | Expenditures on Contracts | Multiple    | \$187,500                 |
| INDUSTRIAL REVENUE BOND    | IMAGINE PHOTOGRAPHY, INC.      | Expenditures on Contracts | Multiple    | \$98,300                  |
| INNOVATION INITIATIVES     | 2GETHER-INTERNATIONAL INC      | Grants                    | 2           | \$75,000                  |
| INNOVATION INITIATIVES     | CUREATE LLC                    | Grants                    | 1           | \$150,000                 |
| INNOVATION INITIATIVES     | MID-ATLANTIC VENTURE ASSOC     | Grants                    | 2           | \$100,000                 |
| INNOVATION INITIATIVES     | STREET ENTREPRENEURS           | Grants                    | 2           | \$175,000                 |

**Appendix II**

**Detailed Economic Development Budget by Agency**

| <b>Subtype/Description</b> | <b>Recipient</b>                           | <b>Incentive Type</b>     | <b>Ward</b> | <b>Value of Incentive</b> |
|----------------------------|--|---------------------------|-------------|---------------------------|
| NEW COMMUNITIES INITIATIVE | ATHLETES UNITED FOR SOCIAL JUS             | Grants                    | Multiple    | \$80,000                  |
| NEW COMMUNITIES INITIATIVE | CASE WESTERN RESERVE UNIV.                 | Expenditures on Contracts | Multiple    | \$500,000                 |
| NEW COMMUNITIES INITIATIVE | CONGRESS HEIGHTS TRAINING                  | Grants                    | Multiple    | \$270,000                 |
| NEW COMMUNITIES INITIATIVE | CSG ADVISORS INC                           | Expenditures on Contracts | Multiple    | \$282,276                 |
| NEW COMMUNITIES INITIATIVE | DANCE INSTITUTE OF WASHINGTON              | Grants                    | Multiple    | \$40,000                  |
| NEW COMMUNITIES INITIATIVE | DC SCORES                                  | Grants                    | Multiple    | \$80,000                  |
| NEW COMMUNITIES INITIATIVE | DEANWOOD HILLS LLC                         | Expenditures on Contracts | 7           | \$3,325,000               |
| NEW COMMUNITIES INITIATIVE | EAST RIVER FAMILY STRENGTHENING            | Grants                    | Multiple    | \$40,000                  |
| NEW COMMUNITIES INITIATIVE | EXACT CHANGE STRATEGIES L                  | Expenditures on Contracts | Multiple    | \$40,000                  |
| NEW COMMUNITIES INITIATIVE | FAR SOUTHEAST FAMILY                       | Grants                    | Multiple    | \$515,000                 |
| NEW COMMUNITIES INITIATIVE | HOMES FOR HOPE                             | Grants                    | Multiple    | \$712,400                 |
| NEW COMMUNITIES INITIATIVE | HOUSING IN TRANSITION, INC.                | Grants                    | Multiple    | \$890,000                 |
| NEW COMMUNITIES INITIATIVE | NHP HOFFMAN                                | Expenditures on Contracts | 7           | \$1,500,000               |
| NEW COMMUNITIES INITIATIVE | PARK VIEW COMMUNIT PARTNERS                | Expenditures on Contracts | 1           | \$466,379                 |
| NEW COMMUNITIES INITIATIVE | PROVIDENCE PL/ANSWER TITLE & ESCROW LLC    | Expenditures on Contracts | 7           | \$4,306,871               |
| NEW COMMUNITIES INITIATIVE | PROVIDENCE PLACE/ANSWER TITLE & ESCROW LLC | Expenditures on Contracts | 7           | \$397,926                 |
| NEW COMMUNITIES INITIATIVE | SOCIAL SOLUTIONS GLOBAL                    | Expenditures on Contracts | Multiple    | \$48,000                  |
| NEW COMMUNITIES INITIATIVE | STOVER AND ASSOCIATES LLC                  | Expenditures on Contracts | Multiple    | \$38,980                  |
| NEW COMMUNITIES INITIATIVE | STRAND/ ANSWER TITLE AND ESCROW L          | Expenditures on Contracts | 7           | \$196,685                 |
| NEW COMMUNITIES INITIATIVE | THE COMMUNITY BUILDERS INC                 | Grants                    | Multiple    | \$125,000                 |
| NEW COMMUNITIES INITIATIVE | THE HIGHER ACHIEVEMENT PROGRAM             | Grants                    | Multiple    | \$40,000                  |

**Appendix II**

**Detailed Economic Development Budget by Agency**

| <b>Subtype/Description</b>                          | <b>Recipient</b>               | <b>Incentive Type</b>     | <b>Ward</b> | <b>Value of Incentive</b> |
|---|--------------------------------|---------------------------|-------------|---------------------------|
| NEW COMMUNITIES INITIATIVE                          | THE LITERACY LAB               | Grants                    | Multiple    | \$40,000                  |
| NEW COMMUNITIES INITIATIVE                          | WASHINGTON TENNIS & EDUCATION  | Grants                    | Multiple    | \$40,000                  |
| NEW COMMUNITIES INITIATIVE                          | WHITMAN WALKER CLINIC, INC.    | Grants                    | Multiple    | \$40,000                  |
| ST ELIZABETHS                                       | CH2M HILL, INC.                | Expenditures on Contracts | 8           | \$163,314                 |
| ST ELIZABETHS                                       | FURBISH COMPANY LLC            | Expenditures on Contracts | 8           | \$120,841                 |
| ST ELIZABETHS                                       | NEWMARK KNIGHT FRANK VALUATION | Expenditures on Contracts | 8           | \$88,100                  |
| WASHINGTON DC ECONOMIC PARTNERSHIP                  | WASHINGTON DC ECONOMIC PARTNER | Grants                    | Multiple    | \$3,000,000               |
| WORKFORCE INVESTMENT                                | WHARF DISTRICT MASTER DEVELOPE | Grants                    | 6           | \$1,000,000               |
| <b>Total DEPUTY MAYOR FOR PLANNING AND ECON DEV</b> |                                |                           |             | <b>\$462,335,958</b>      |

**Appendix II**

**Detailed Economic Development Budget by Agency**

| Subtype/Description                        | Recipient                      | Incentive Type            | Ward | Value of Incentive |
|--|--------------------------------|---------------------------|------|--------------------|
| <b>DISTRICT OF COLUMBIA PUBLIC SCHOOLS</b> |                                |                           |      |                    |
| ADAMS ES MODERNIZATION/RENOVATION          | CHIARAMONTE CONSTRUCTION COMP  | Expenditures on Contracts | 1    | \$3,231,592        |
| AITON ES RENOVATION/MODERNIZATION          | CHIARAMONTE CONSTRUCTION COMP  | Expenditures on Contracts | 7    | \$493,479          |
| BALLOU HS - MODERNIZATION/RENOVATION       | HESS CONSTRUCTION CO. INC.     | Expenditures on Contracts | 8    | \$313,789          |
| BANCROFT ES MODERNIZATION/RENOVATION       | AYERS/SAINT/GROSS INCORPORATED | Expenditures on Contracts | 1    | \$166,926          |
| BANCROFT ES MODERNIZATION/RENOVATION       | COAKLEY AND WILLIAMS CONST.    | Expenditures on Contracts | 1    | \$1,511,614        |
| BANNEKER HS MODERNIZATION/RENOVATION       | MCN BUILD INC.                 | Expenditures on Contracts | 6    | \$5,167,035        |
| BROWNE MS MODERNIZATION/RENOVATION         | BENNETT GROUP INC              | Expenditures on Contracts | 5    | \$1,347,611        |
| BRUCE MONROE @ PARKVIEW ES MODERNIZATION   | WINMAR, INC                    | Expenditures on Contracts | 1    | \$2,125,999        |
| COOLIDGE HS MODERNIZATION/RENOVATION       | FMC & ASSOCIATES, LLC          | Expenditures on Contracts | 4    | \$212,727          |
| COOLIDGE HS MODERNIZATION/RENOVATION       | IRVING DEVELOPMENT LLC         | Expenditures on Contracts | 4    | \$342,088          |
| COOLIDGE HS MODERNIZATION/RENOVATION       | KEYSTONE PLUS CONSTRUCTION COR | Expenditures on Contracts | 4    | \$399,735          |
| COOLIDGE HS MODERNIZATION/RENOVATION       | TURNER CONSTRUCTION COMPANY    | Expenditures on Contracts | 4    | \$89,091,697       |
| CW HARRIS ES RENOVATION/MODERNIZATION      | MCN BUILD INC.                 | Expenditures on Contracts | 7    | \$22,257,995       |
| EATON ES RENOVATION/MODERNIZATION          | COX GRAAE & SPACK ARCHITECTS   | Expenditures on Contracts | 3    | \$1,669,124        |
| EATON ES RENOVATION/MODERNIZATION          | GCS/SIGAL-GRUNLEY JV           | Expenditures on Contracts | 3    | \$212,734          |

**Appendix II**

**Detailed Economic Development Budget by Agency**

| <b>Subtype/Description</b>               | <b>Recipient</b>               | <b>Incentive Type</b>     | <b>Ward</b> | <b>Value of Incentive</b> |
|--|--------------------------------|---------------------------|-------------|---------------------------|
| EATON ES RENOVATION/ MODERNIZATION       | UNIVERSITY OF DISTRICT OF      | Expenditures on Contracts | 3           | \$189,583                 |
| ELIOT-HINE JHS RENOVATION/ MODERNIZATION | COAKLEY AND WILLIAMS CONST.    | Expenditures on Contracts | 6           | \$235,312                 |
| ELIOT-HINE JHS RENOVATION/ MODERNIZATION | PERKINS EASTMAN DC, PLLC       | Expenditures on Contracts | 6           | \$2,074,108               |
| ELIOT-HINE JHS RENOVATION/ MODERNIZATION | SOIL AND LAND USE TECHNOLOGY   | Expenditures on Contracts | 6           | \$153,565                 |
| ELIOT-HINE JHS RENOVATION/ MODERNIZATION | TURNER CONSTRUCTION COMPANY    | Expenditures on Contracts | 6           | \$12,267,527              |
| ES/MS MODERNIZATION CAPITAL LABOR - PROG | AECOM TECHNICAL SERVICES, INC. | Expenditures on Contracts | Multiple    | \$294,111                 |
| ES/MS MODERNIZATION CAPITAL LABOR - PROG | BRAILSFORD & DUNLAVEY, INC.    | Expenditures on Contracts | Multiple    | \$1,072,935               |
| ES/MS MODERNIZATION CAPITAL LABOR - PROG | CINNOVAS DEVELOPMENT GROUP LLC | Expenditures on Contracts | Multiple    | \$711,827                 |
| ES/MS MODERNIZATION CAPITAL LABOR - PROG | JACOBS PROJECT MANAGEMENT CO.  | Expenditures on Contracts | Multiple    | \$810,628                 |
| ES/MS MODERNIZATION CAPITAL LABOR - PROG | MARK G. ANDERSON CONSULTANTS   | Expenditures on Contracts | Multiple    | \$1,319,780               |
| ES/MS MODERNIZATION CAPITAL LABOR - PROG | MCKISSACK & MCKISSACK OF WASH  | Expenditures on Contracts | Multiple    | \$525,343                 |
| GARFIELD ES RENOVATION/ MODERNIZATION    | WKM SOLUTIONS LLC              | Expenditures on Contracts | 8           | \$1,093,696               |
| GARRISON ES RENOVATION/ MODERNIZATION    | GCS, INC.                      | Expenditures on Contracts | 2           | \$784,765                 |
| GREEN ES MODERNIZATION/ RENOVATION       | KEYSTONE PLUS CONSTRUCTION COR | Expenditures on Contracts | 8           | \$1,143,360               |
| HOUSTON ES RENOVATION/ MODERNIZATION     | MCN BUILD INC.                 | Expenditures on Contracts | 7           | \$24,146,441              |
| HYDE ES MODERNIZATION/ RENOVATION        | D.H. LLOYD & ASSOC. INC.       | Expenditures on Contracts | 2           | \$94,393                  |
| HYDE ES MODERNIZATION/ RENOVATION        | MCN BUILD INC.                 | Expenditures on Contracts | 2           | \$21,952,050              |



**Appendix II**

**Detailed Economic Development Budget by Agency**

| <b>Subtype/Description</b>                    | <b>Recipient</b>               | <b>Incentive Type</b>        | <b>Ward</b> | <b>Value of Incentive</b> |
|---|--------------------------------|------------------------------|-------------|---------------------------|
| JEFFERSON MS<br>MODERNIZATION /<br>RENOVATION | ECS CAPITOL SERVICES PLL       | Expenditures<br>on Contracts | 6           | \$76,712                  |
| JEFFERSON MS<br>MODERNIZATION /<br>RENOVATION | MCN BUILD INC.                 | Expenditures<br>on Contracts | 6           | \$39,813,157              |
| KIMBALL ES<br>MODERNIZATION/<br>RENOVATION    | FMC & ASSOCIATES, LLC          | Expenditures<br>on Contracts | 7           | \$118,903                 |
| KIMBALL ES<br>MODERNIZATION/<br>RENOVATION    | HILL INTERNATIONAL INC.        | Expenditures<br>on Contracts | 7           | \$83,196                  |
| KIMBALL ES<br>MODERNIZATION/<br>RENOVATION    | MCN BUILD INC.                 | Expenditures<br>on Contracts | 7           | \$35,706,708              |
| LAFAYETTE ES<br>MODERNIZATION/<br>RENOVATION  | SKANSKA USA BUILDING           | Expenditures<br>on Contracts | 4           | \$2,430,237               |
| LOGAN ES<br>MODERNIZATION/<br>RENOVATION      | KEYSTONE PLUS CONSTRUCTION COR | Expenditures<br>on Contracts | 6           | \$130,436                 |
| LOGAN ES<br>MODERNIZATION/<br>RENOVATION      | MCN BUILD INC.                 | Expenditures<br>on Contracts | 6           | \$238,759                 |
| LOGAN ES<br>MODERNIZATION/<br>RENOVATION      | R. MCGHEE & ASSOCIATES         | Expenditures<br>on Contracts | 6           | \$1,635,171               |
| MARIE REED ES<br>MODERNIZATION/<br>RENOVATION | GILBANE BUILDING CO.           | Expenditures<br>on Contracts | 1           | \$1,200,784               |
| MAURY ES<br>MODERNIZATION/<br>RENOVATION      | LIBERTY ENGINEERING, LLP       | Expenditures<br>on Contracts | 6           | \$92,761                  |
| MAURY ES<br>MODERNIZATION/<br>RENOVATION      | MCN BUILD INC.                 | Expenditures<br>on Contracts | 6           | \$41,443,659              |
| MURCH ES<br>RENOVATION/<br>MODERNIZATION      | D.C. GOVERNMENT                | Expenditures<br>on Contracts | 3           | \$140,993                 |
| MURCH ES<br>RENOVATION/<br>MODERNIZATION      | MCN BUILD INC.                 | Expenditures<br>on Contracts | 3           | \$2,456,250               |
| ORR ES<br>MODERNIZATION/<br>RENOVATION        | SKANSKA USA BUILDING           | Expenditures<br>on Contracts | 8           | \$11,646,340              |

**Appendix II**

**Detailed Economic Development Budget by Agency**

| <b>Subtype/Description</b>                       | <b>Recipient</b>               | <b>Incentive Type</b>        | <b>Ward</b> | <b>Value of Incentive</b> |
|--|--------------------------------|------------------------------|-------------|---------------------------|
| POWELL ES<br>RENOVATION/<br>MODERNIZATION        | MCN BUILD INC.                 | Expenditures<br>on Contracts | 4           | \$315,969                 |
| THADDEUS STEVENS<br>RENOVATION/<br>MODERNIZATIO  | OTJ ARCHITECTS INC             | Expenditures<br>on Contracts | 2           | \$860,530                 |
| THADDEUS STEVENS<br>RENOVATION/<br>MODERNIZATIO  | STEVENS SCHOOL DEVELOPER, LLC  | Expenditures<br>on Contracts | 2           | \$1,455,336               |
| WATKINS ES<br>MODERNIZATION/<br>RENOVATIONS      | MCN BUILD INC.                 | Expenditures<br>on Contracts | 6           | \$926,271                 |
| WEST ES<br>MODERNIZATION/<br>RENOVATION          | PAIGE INDUSTRIAL SERVICES, INC | Expenditures<br>on Contracts | 4           | \$532,704                 |
| WEST ES<br>MODERNIZATION/<br>RENOVATION          | PERKINS EASTMAN DC, PLLC       | Expenditures<br>on Contracts | 4           | \$1,845,480               |
| <b>Total DISTRICT OF COLUMBIA PUBLIC SCHOOLS</b> |                                |                              |             | <b>\$340,563,924</b>      |

**Appendix II**

**Detailed Economic Development Budget by Agency**

| Subtype/Description                      | Recipient   | Incentive Type            | Ward     | Value of Incentive   |
|--|-------------|---------------------------|----------|----------------------|
| <b>Misc Funds</b>                        |             |                           |          |                      |
| Ballpark Revenue Bonds                   | Bondholders | Revenue Bond Debt Service | 6        | \$70,475,690         |
| City Market at O Street                  | Bondholders | TIF Debt Service          | 6        | \$2,301,031          |
| Combined TIF Debt                        | Bondholders | TIF Debt Service          | Multiple | \$1,238,147          |
| Convention Center Bonds                  | Bondholders | Revenue Bond Debt Service | 2        | \$49,048,252         |
| Gallery Place                            | Bondholders | TIF Debt Service          | 2        | \$4,315,000          |
| Housing Production Trust Fund            | Bondholders | Revenue Bond Debt Service | Multiple | \$7,828,539          |
| Mandarin Oriental Hotel                  | Bondholders | TIF Debt Service          | 6        | \$4,504,125          |
| Rhode Island Plaza                       | Bondholders | PILOT Debt Service        | 5        | \$1,092,835          |
| Skyland                                  | Bondholders | TIF Debt Service          | 7        | \$693,177            |
| Southeast Federal Center "Foundry Lofts" | Bondholders | PILOT Debt Service        | 6        | \$397,849            |
| Southeast Federal Center "The Yards"     | Bondholders | PILOT Debt Service        | 6        | \$2,612,957          |
| Southwest Waterfront Project (The Wharf) | Bondholders | TIF Debt Service          | 6        | \$6,655,420          |
| US DOT/Waterfront Park Projects          | Bondholders | PILOT Debt Service        | 6        | \$10,553,960         |
| Verizon Center                           | Bondholders | TIF Debt Service          | 2        | \$3,622,503          |
| <b>Total Misc Funds</b>                  |             |                           |          | <b>\$165,339,485</b> |

**Appendix III**

**Detailed Economic Development Incentives by Ward**

| Subtype/<br>Description          | Recipient                                  | Incentive<br>Type | Agency  | Value of<br>Incentive |
|----------------------------------|--|-------------------|---|-----------------------|
| <b>Ward: 1</b>                   |  |                   |   |                       |
| GEORGIA AVE NW                   | 3232 GEORGIA RESIDENTIAL LLC               | Tax<br>Exemption  | (None - Tax Expenditure)  | \$122,522             |
| 1101 Euclid Street<br>NW         | 1101 Euclid Street NW                      | Loans             | DEPT. OF HOUSING<br>AND COMM.<br>DEVELOPMENT/<br>HOUSING<br>PRESERVATION FUND     | \$640,000             |
| 1325 W ST NW R-4                 | SHF 1 14W LLC                              | Tax<br>Abatement  | (None - Tax Expenditure)  | \$482,503             |
| 1350 - 1358<br>FAIRMONT ST NW    | FPE LP                                     | Tax<br>Exemption  | (None - Tax Expenditure)  | \$149,517             |
| 1400 IRVING ST NW                | COLUMBIA HEIGHTS VENTURES PARCEL<br>26 LLC | Tax<br>Exemption  | (None - Tax Expenditure)  | \$342,535             |
| 1440-1450 V ST NW                | PORTNER FLATS LLC                          | Tax<br>Exemption  | (None - Tax Expenditure)  | \$125,179             |
| 1444 IRVING ST NW                | HIGHLAND PARK WEST INVESTORS LLC           | Tax<br>Exemption  | (None - Tax Expenditure)  | \$219,223             |
| 1460 Euclid Street<br>NW         | Jubilee Euclid                             | Loans             | DEPT. OF HOUSING<br>AND COMM.<br>DEVELOPMENT/<br>HOUSING<br>PRESERVATION FUND     | \$425,000             |
| 1460 Euclid Street<br>NW         | Jubilee Euclid - Predevelopment            | Loans             | DEPT. OF HOUSING<br>AND COMM.<br>DEVELOPMENT/<br>HOUSING PRODUCTION<br>TRUST FUND | \$100,000             |
| 1474 COLUMBIA RD<br>NW Unit: 109 | JUBILEE MAYCROFT APARTMENTS LP             | Tax<br>Exemption  | (None - Tax Expenditure)  | \$202,966             |
| 1724 Kalorama Road<br>NW         | Jubilee Kalorama                           | Loans             | DEPT. OF HOUSING<br>AND COMM.<br>DEVELOPMENT/<br>HOUSING PRODUCTION<br>TRUST FUND | \$100,000             |
| 1805 7TH ST NW 100               | UNITED NEGRO COLLEGE FUND INC              | Tax<br>Abatement  | (None - Tax Expenditure)  | \$408,985             |
| 2305 14TH ST NW                  | VIEW 14 INVESTMENTS LLC                    | Tax<br>Exemption  | (None - Tax Expenditure)  | \$927,354             |
| 2524 17TH ST NW                  | GLENN ARMS PRESERVATION LP                 | Tax<br>Exemption  | (None - Tax Expenditure)  | \$92,701              |
| 2801 14TH ST NW                  | SAMUEL J SIMMONS NCBA ESTATES #1           | Tax<br>Exemption  | (None - Tax Expenditure)  | \$348,156             |
| 2900 14TH ST NW                  | COLUMBIA HGTS VILLAGE APARTMENT<br>LP      | Tax<br>Exemption  | (None - Tax Expenditure)  | \$1,117,692           |

**Appendix III**

**Detailed Economic Development Incentives by Ward**

| <b>Subtype/<br/>Description</b>          | <b>Recipient</b>                                | <b>Incentive<br/>Type</b> | <b>Agency</b>                            | <b>Value of<br/>Incentive</b> |
|--|---|---------------------------|--|-------------------------------|
| 3300 14TH ST NW                          | SAMUEL KELSEY REDEVELOPMENT LIMITED PARTNERSHIP | Tax Exemption             | (None - Tax Expenditure)                 | \$455,051                     |
| 3500 14TH ST NW                          | CAVALIER APARTMENTS LP                          | Tax Exemption             | (None - Tax Expenditure)                 | \$347,015                     |
| ADAMS ES MODERNIZATION/RENOVATION        | CHIARAMONTE CONSTRUCTION COMP                   | Expenditures on Contracts | DISTRICT OF COLUMBIA PUBLIC SCHOOLS      | \$3,231,592                   |
| AFFORDABLE HOUSING PROJECT FINANCING     | JUBILEE HOUSING INC.                            | Grants                    | DEPT. OF HOUSING AND COMM. DEVELOPMENT   | \$1,350,000                   |
| BANCROFT ES MODERNIZATION/RENOVATION     | AYERS/SAINT/GROSS INCORPORATED                  | Expenditures on Contracts | DISTRICT OF COLUMBIA PUBLIC SCHOOLS      | \$166,926                     |
| BANCROFT ES MODERNIZATION/RENOVATION     | COAKLEY AND WILLIAMS CONST.                     | Expenditures on Contracts | DISTRICT OF COLUMBIA PUBLIC SCHOOLS      | \$1,511,614                   |
| BRUCE MONROE @ PARKVIEW ES MODERNIZATION | WINMAR, INC                                     | Expenditures on Contracts | DISTRICT OF COLUMBIA PUBLIC SCHOOLS      | \$2,125,999                   |
| COMMERCIAL CLEAN TEAMS                   | Adams Morgan Clean Team                         | Grants                    | DEPT OF SMALL & LOCAL BUSINESS DEVELOPMT | \$138,000                     |
| COMMERCIAL CLEAN TEAMS                   | Lower Georgia Avenue Clean Team                 | Grants                    | DEPT OF SMALL & LOCAL BUSINESS DEVELOPMT | \$225,242                     |
| COMMERCIAL CLEAN TEAMS                   | Ward 1 Clean Team                               | Grants                    | DEPT OF SMALL & LOCAL BUSINESS DEVELOPMT | \$222,118                     |
| COMMUNITY SERVICES - COMM REVITALIZATION | DEVELOPMENT CORP OF COLUM                       | Grants                    | DEPT. OF HOUSING AND COMM. DEVELOPMENT   | \$158,987                     |
| Campbell Heights Project                 | Paul Laurence Dunbar Apartments LP              | Tax Exemption             | (None - Tax Expenditure)                 | \$300,082                     |
| GREAT STREETS INITIATIVE                 | 1213 U ST LLC                                   | Grants                    | DEPUTY MAYOR FOR PLANNING AND ECON DEV   | \$1,000,000                   |
| GREAT STREETS INITIATIVE                 | A.B.C BROTHERS LLC                              | Grants                    | DEPUTY MAYOR FOR PLANNING AND ECON DEV   | \$16,660                      |
| GREAT STREETS INITIATIVE                 | DANCE INSTITUTE OF WASHINGTON                   | Grants                    | DEPUTY MAYOR FOR PLANNING AND ECON DEV   | \$175,000                     |
| GREAT STREETS INITIATIVE                 | E AND K LLC                                     | Grants                    | DEPUTY MAYOR FOR PLANNING AND ECON DEV   | \$50,000                      |

**Appendix III**

**Detailed Economic Development Incentives by Ward**

| <b>Subtype/<br/>Description</b> | <b>Recipient</b>               | <b>Incentive<br/>Type</b> | <b>Agency</b>                          | <b>Value of<br/>Incentive</b> |
|---------------------------------|--------------------------------|---------------------------|--|-------------------------------|
| GREAT STREETS INITIATIVE        | EMPIRE LLC                     | Grants                    | DEPUTY MAYOR FOR PLANNING AND ECON DEV | \$50,000                      |
| GREAT STREETS INITIATIVE        | FISHSCALE INC                  | Grants                    | DEPUTY MAYOR FOR PLANNING AND ECON DEV | \$17,392                      |
| GREAT STREETS INITIATIVE        | HEMEN LLC                      | Grants                    | DEPUTY MAYOR FOR PLANNING AND ECON DEV | \$50,000                      |
| GREAT STREETS INITIATIVE        | HOME RUN ONE LLC DBA SPORT CLI | Grants                    | DEPUTY MAYOR FOR PLANNING AND ECON DEV | \$50,000                      |
| GREAT STREETS INITIATIVE        | IMAGE HAIR STUDIO INC          | Grants                    | DEPUTY MAYOR FOR PLANNING AND ECON DEV | \$50,000                      |
| GREAT STREETS INITIATIVE        | JOEL CASTILLO                  | Grants                    | DEPUTY MAYOR FOR PLANNING AND ECON DEV | \$50,000                      |
| GREAT STREETS INITIATIVE        | L WATERS CORPORATION           | Grants                    | DEPUTY MAYOR FOR PLANNING AND ECON DEV | \$50,000                      |
| GREAT STREETS INITIATIVE        | LEE S FLOWER AND CARD SHOP     | Grants                    | DEPUTY MAYOR FOR PLANNING AND ECON DEV | \$250,000                     |
| GREAT STREETS INITIATIVE        | MI CUBA CAFE INC               | Grants                    | DEPUTY MAYOR FOR PLANNING AND ECON DEV | \$50,000                      |
| GREAT STREETS INITIATIVE        | SARDAR LLC DBA COFFY CAFE      | Grants                    | DEPUTY MAYOR FOR PLANNING AND ECON DEV | \$50,000                      |
| GREAT STREETS INITIATIVE        | SEVEN MARKET AND DELI INC      | Grants                    | DEPUTY MAYOR FOR PLANNING AND ECON DEV | \$50,000                      |
| GREAT STREETS INITIATIVE        | STUDIO CHIQUE A FULL SERVICE S | Grants                    | DEPUTY MAYOR FOR PLANNING AND ECON DEV | \$49,864                      |
| GREAT STREETS INITIATIVE        | VERONICA HERNANDEZ             | Grants                    | DEPUTY MAYOR FOR PLANNING AND ECON DEV | \$50,000                      |
| GREAT STREETS INITIATIVE        | WASHINGTON STORYTELLERS THEATR | Grants                    | DEPUTY MAYOR FOR PLANNING AND ECON DEV | \$50,000                      |
| INNOVATION INITIATIVES          | CUREATE LLC                    | Grants                    | DEPUTY MAYOR FOR PLANNING AND ECON DEV | \$150,000                     |

**Appendix III**

**Detailed Economic Development Incentives by Ward**

| <b>Subtype/Description</b>  | <b>Recipient</b>                    | <b>Incentive Type</b>     | <b>Agency</b>                          | <b>Value of Incentive</b> |
|---|-------------------------------------|---------------------------|--|---------------------------|
| Jubilee Housing Residential   | Jubilee Housing Limited Partnership | Tax Exemption             | (None - Tax Expenditure)               | \$276,609                 |
| MARIE REED ES MODERNIZATION/RENOVATION  | GILBANE BUILDING CO.                | Expenditures on Contracts | DISTRICT OF COLUMBIA PUBLIC SCHOOLS    | \$1,200,784               |
| NEIGHBORHOOD-BASED ACTIVITIES   | CENTRAL AMERICAN RESOURCE           | Grants                    | DEPT. OF HOUSING AND COMM. DEVELOPMENT | \$271,219                 |
| NEIGHBORHOOD-BASED ACTIVITIES   | GREATER WASH URBAN LEAGUE           | Grants                    | DEPT. OF HOUSING AND COMM. DEVELOPMENT | \$178,859                 |
| NEIGHBORHOOD-BASED ACTIVITIES   | HOUSING COUNSELING SERVICE          | Grants                    | DEPT. OF HOUSING AND COMM. DEVELOPMENT | \$1,750,873               |
| NEIGHBORHOOD-BASED ACTIVITIES   | LATINO ECONOMIC DEVELOPME CORP      | Grants                    | DEPT. OF HOUSING AND COMM. DEVELOPMENT | \$664,142                 |
| NEIGHBORHOOD-BASED ACTIVITIES   | MI CASA MY HOUSE INC.               | Grants                    | DEPT. OF HOUSING AND COMM. DEVELOPMENT | \$139,555                 |
| NEW COMMUNITIES INITIATIVE  | PARK VIEW COMMUNIT PARTNERS         | Expenditures on Contracts | DEPUTY MAYOR FOR PLANNING AND ECON DEV | \$466,379                 |
| Qualified Supermarket (Safeway Inc. Cpts #4202: 1747 COLUMBIA ROAD NW)          | Safeway Inc. Cpts #4202             | Tax Exemption             | (None - Tax Expenditure)               | \$201,082                 |
| SMALL BUSINESS TECHNICAL ASSISTANCE   | DEVELOPMENT CORP OF COLUM           | Grants                    | DEPT. OF HOUSING AND COMM. DEVELOPMENT | \$370,678                 |
| SMALL BUSINESS TECHNICAL ASSISTANCE   | GREATER WASHINGTON HISPAN           | Grants                    | DEPT. OF HOUSING AND COMM. DEVELOPMENT | \$148,437                 |
| SMALL BUSINESS TECHNICAL ASSISTANCE   | LATINO ECONOMIC DEVELOPME CORP      | Grants                    | DEPT. OF HOUSING AND COMM. DEVELOPMENT | \$491,903                 |
| SMALL BUSINESS TECHNICAL ASSISTANCE   | LIFE ASSET INC                      | Grants                    | DEPT. OF HOUSING AND COMM. DEVELOPMENT | \$249,998                 |
| <b>Activity Included in Fiscal Year Budget or Impacting Fiscal Year Revenue</b> |                                     |                           |  | <b>\$24,706,392</b>       |
| 1923 Vermont Ave NW   | Community Three Grimke LLC          | Dispositions              | DEPUTY MAYOR FOR PLANNING AND ECON DEV | \$12,807,697              |

**Appendix III**

**Detailed Economic Development Incentives by Ward**

| <b>Subtype/<br/>Description</b>                 | <b>Recipient</b>                  | <b>Incentive<br/>Type</b>    | <b>Agency</b>                                | <b>Value of<br/>Incentive</b> |
|---|-----------------------------------|------------------------------|--|-------------------------------|
| Education                                       | Howard /Provident Center          | Revenue<br>Bond<br>Issuance  | DEPUTY MAYOR FOR<br>PLANNING AND ECON<br>DEV | \$33,175,000                  |
| Education                                       | Meridian Public Charter School    | Revenue<br>Bond<br>Issuance  | DEPUTY MAYOR FOR<br>PLANNING AND ECON<br>DEV | \$7,500,000                   |
| Education                                       | Provident Tubman Quad (Howard U)  | Revenue<br>Bond<br>Issuance  | DEPUTY MAYOR FOR<br>PLANNING AND ECON<br>DEV | \$69,820,000                  |
| Maycroft  | Jubilee Housing, Inc.             | Revenue<br>Bond<br>Issuance  | DCHFA  | \$3,312,149                   |
| <b>Activity Not Impacting Budget or Revenue</b> |                                   |                              |  | <b>\$126,614,846</b>          |
| <b>1 - Total</b>                                |                                   |                              |  | <b>\$151,321,238</b>          |
| <b>Ward: 2</b>                                  |                                   |                              |  |                               |
| MARTIN LUTHER<br>KING JR. MEMORIAL<br>CENTRAL   | ALTERNATIVES RENEWABLE SO         | Expenditures<br>on Contracts | DC PUBLIC LIBRARY                            | \$468,922                     |
| MARTIN LUTHER<br>KING JR. MEMORIAL<br>CENTRAL   | LYNCH DEVELOPMENT ADVISORS LLC    | Expenditures<br>on Contracts | DC PUBLIC LIBRARY                            | \$842,292                     |
| MARTIN LUTHER<br>KING JR. MEMORIAL<br>CENTRAL   | MARTINEZ & JOHNSON ARCHITECTUR    | Expenditures<br>on Contracts | DC PUBLIC LIBRARY                            | \$346,088                     |
| MARTIN LUTHER<br>KING JR. MEMORIAL<br>CENTRAL   | OTJ ARCHITECTS INC                | Expenditures<br>on Contracts | DC PUBLIC LIBRARY                            | \$1,571,278                   |
| MARTIN LUTHER<br>KING JR. MEMORIAL<br>CENTRAL   | SMOOT GILBANE III MLK JT VENTR    | Expenditures<br>on Contracts | DC PUBLIC LIBRARY                            | \$40,729,028                  |
| MARTIN LUTHER<br>KING JR. MEMORIAL<br>CENTRAL   | SMOOT/GILBANE, A JOINT VENTURE    | Expenditures<br>on Contracts | DC PUBLIC LIBRARY                            | \$24,788,225                  |
| 0514 10TH ST NW                                 | FORD'S THEATRE SOCIETY            | Tax<br>Exemption             | (None - Tax Expenditure)                     | \$77,767                      |
| 0801 13TH ST NW                                 | NATIONAL MUSEUM WOMEN IN ARTS     | Tax<br>Exemption             | (None - Tax Expenditure)                     | \$387,599                     |
| 1111<br>MASSACHUSETTS<br>AVE NW                 | MASS PLACE APARTMENTS LLC         | Tax<br>Exemption             | (None - Tax Expenditure)                     | \$383,379                     |
| 1331 L ST NW                                    | MANGER 8-10-34 TRUST PARTNERS LLC | Tax<br>Abatement             | (None - Tax Expenditure)                     | \$1,110,881                   |
| 1501 - 1509 14TH ST<br>NW                       | THE STUDIO THEATRE INC            | Tax<br>Exemption             | (None - Tax Expenditure)                     | \$186,357                     |



**Appendix III**

**Detailed Economic Development Incentives by Ward**

| <b>Subtype/<br/>Description</b>       | <b>Recipient</b>                          | <b>Incentive<br/>Type</b> | <b>Agency</b>                            | <b>Value of<br/>Incentive</b> |
|---------------------------------------|---|---------------------------|--|-------------------------------|
| 1526 NEW HAMPSHIRE AVE NW             | WOMANS NATL DEMOCRATIC CLUB               | Tax Exemption             | (None - Tax Expenditure)                 | \$127,069                     |
| 1600 21ST ST NW                       | THE PHILLIPS COLLECTION                   | Tax Exemption             | (None - Tax Expenditure)                 | \$450,533                     |
| 2400 N ST NW                          | American College of Cardiology Foundation | Tax Exemption             | (None - Tax Expenditure)                 | \$1,605,093                   |
| 450 7TH ST NW 00003                   | LANSBURGH THEATER INC                     | Tax Exemption             | (None - Tax Expenditure)                 | \$540,873                     |
| 620 F ST NW THEA                      | HARMAN CENTER LLC                         | Tax Exemption             | (None - Tax Expenditure)                 | \$999,324                     |
| 800 6TH ST NW                         | WASHINGTON CHINATOWN DEVELOPMENT COMPANY  | Tax Exemption             | (None - Tax Expenditure)                 | \$394,101                     |
| 901 E ST NW                           | THE PEW CHARITABLE TRUSTS                 | Tax Exemption             | (None - Tax Expenditure)                 | \$1,165,021                   |
| 901 Rhode Island Ave NW               | Phyllis Wheatley Redevelopment LLC        | Tax Exemption             | (None - Tax Expenditure)                 | \$144,793                     |
| COMMERCIAL CLEAN TEAMS                | Mid-City Clean Team                       | Grants                    | DEPT OF SMALL & LOCAL BUSINESS DEVELOPMT | \$274,380                     |
| Convention Center Bonds               | Bondholders                               | Revenue Bond Debt Service | Misc Funds                               | \$49,048,252                  |
| GARRISON ES RENOVATION/ MODERNIZATION | GCS, INC.                                 | Expenditures on Contracts | DISTRICT OF COLUMBIA PUBLIC SCHOOLS      | \$784,765                     |
| GREAT STREETS INITIATIVE              | HISTORICAL SOCIETY-WASHINGTON             | Grants                    | DEPUTY MAYOR FOR PLANNING AND ECON DEV   | \$48,394                      |
| Gallery Place                         | Bondholders                               | TIF Debt Service          | Misc Funds                               | \$4,315,000                   |
| HYDE ES MODERNIZATION/ RENOVATION     | D.H. LLOYD & ASSOC. INC.                  | Expenditures on Contracts | DISTRICT OF COLUMBIA PUBLIC SCHOOLS      | \$94,393                      |
| HYDE ES MODERNIZATION/ RENOVATION     | MCN BUILD INC.                            | Expenditures on Contracts | DISTRICT OF COLUMBIA PUBLIC SCHOOLS      | \$21,952,050                  |
| INNOVATION INITIATIVES                | 2GETHER-INTERNATIONAL INC                 | Grants                    | DEPUTY MAYOR FOR PLANNING AND ECON DEV   | \$75,000                      |
| INNOVATION INITIATIVES                | MID-ATLANTIC VENTURE ASSOC                | Grants                    | DEPUTY MAYOR FOR PLANNING AND ECON DEV   | \$100,000                     |

**Appendix III**

**Detailed Economic Development Incentives by Ward**

| <b>Subtype/<br/>Description</b>   | <b>Recipient</b>   | <b>Incentive<br/>Type</b> | <b>Agency</b>                            | <b>Value of<br/>Incentive</b> |
|---|--|---------------------------|--|-------------------------------|
| INNOVATION INITIATIVES  | STREET ENTREPRENEURS                                     | Grants                    | DEPUTY MAYOR FOR PLANNING AND ECON DEV   | \$175,000                     |
| King Towers Residential Housing Rental Project                                  | KING HOUSING LLC   | Tax Exemption             | (None - Tax Expenditure)                 | \$310,812                     |
| MAIN STREETS  | GEORGETOWN BUSINESS ASSOCIATION (Georgetown Main Street) | Grants                    | DEPT OF SMALL & LOCAL BUSINESS DEVELOPMT | \$150,080                     |
| MAIN STREETS  | HISTORIC DUPONT CIRCLE MAINSTR                           | Grants                    | DEPT OF SMALL & LOCAL BUSINESS DEVELOPMT | \$153,080                     |
| NEIGHBORHOOD-BASED ACTIVITIES   | LEGAL COUNSEL FOR THE ELDERLY                            | Grants                    | DEPT. OF HOUSING AND COMM. DEVELOPMENT   | \$841,027                     |
| National Community Reinvestment Coalition                                       | National Community Reinvestment Coalition                | Tax Exemption             | (None - Tax Expenditure)                 | \$1,526,637                   |
| PENNSYLVANIA AV NW  | Pennsylvania Avenue Development Corporation              | Tax Exemption             | (None - Tax Expenditure)                 | \$1,599,772                   |
| THADDEUS STEVENS RENOVATION/ MODERNIZATIO                                       | OTJ ARCHITECTS INC                                       | Expenditures on Contracts | DISTRICT OF COLUMBIA PUBLIC SCHOOLS      | \$860,530                     |
| THADDEUS STEVENS RENOVATION/ MODERNIZATIO                                       | STEVENS SCHOOL DEVELOPER, LLC                            | Expenditures on Contracts | DISTRICT OF COLUMBIA PUBLIC SCHOOLS      | \$1,455,336                   |
| Verizon Center  | Bondholders  | TIF Debt Service          | Misc Funds                               | \$3,622,503                   |
| WASHINGTON CONVENTION AND SPORTS AUTHORITY                                      | WASHINGTON CONVENTION AND SPORTS AUTHORITY               | Tax Exemption             | (None - Tax Expenditure)                 | \$2,032,066                   |
| <b>Activity Included in Fiscal Year Budget or Impacting Fiscal Year Revenue</b> |  |                           |  | <b>\$165,737,702</b>          |
| Association   | Institute for World Politics                             | Revenue Bond Issuance     | DEPUTY MAYOR FOR PLANNING AND ECON DEV   | \$8,500,000                   |
| Association   | Society for Neuroscience                                 | Revenue Bond Issuance     | DEPUTY MAYOR FOR PLANNING AND ECON DEV   | \$12,000,000                  |
| Education   | American College of Cardiology                           | Revenue Bond Issuance     | DEPUTY MAYOR FOR PLANNING AND ECON DEV   | \$14,300,000                  |

**Appendix III**

**Detailed Economic Development Incentives by Ward**

| <b>Subtype/<br/>Description</b>                 | <b>Recipient</b>                   | <b>Incentive<br/>Type</b>   | <b>Agency</b>   | <b>Value of<br/>Incentive</b> |
|---|------------------------------------|-----------------------------|---|-------------------------------|
| Mass Place                                      | National Housing Trust Enterprise  | Revenue<br>Bond<br>Issuance | DCHFA   | \$18,500,000                  |
| <b>Activity Not Impacting Budget or Revenue</b> |                                    |                             |   | <b>\$53,300,000</b>           |
| <b>2 - Total</b>                                |                                    |                             |   | <b>\$219,037,702</b>          |
| <b>Ward: 3</b>                                  |                                    |                             |   |                               |
| CLEVELAND PARK LIBRARY                          | GILBANE BUILDING CO.               | Expenditures on Contracts   | DC PUBLIC LIBRARY   | \$359,212                     |
| 2401 FOXHALL RD NW                              | DAVID LLOYD KREEGER FOUNDATION     | Tax Exemption               | (None - Tax Expenditure)  | \$272,705                     |
| 2700 CONNECTICUT AVE NW                         | 2700 CONECTICUT AVENUE LLC         | Tax Abatement               | (None - Tax Expenditure)  | \$137,833                     |
| 2701 CALVERT ST NW                              | FHF I WOODLEY PARK LLC             | Tax Exemption               | (None - Tax Expenditure)  | \$1,068,239                   |
| 3218 Wisconsin Avenue NW                        | 3218 Wisconsin Avenue Cooperative  | Loans                       | DEPT. OF HOUSING AND COMM. DEVELOPMENT/ HOUSING PRESERVATION FUND | \$982,300                     |
| 4000 MASSACHUSETTS AVE NW                       | EDWARD H KAPLAN                    | Tax Abatement               | (None - Tax Expenditure)  | \$1,754,922                   |
| 4155 LINNEAN AVE NW                             | HILLWOOD ESTATE MUSEUM AND GARDENS | Tax Exemption               | (None - Tax Expenditure)  | \$658,496                     |
| 5432 CONNECTICUT AVE NW                         | BCB APARTMENTS LLC                 | Tax Abatement               | (None - Tax Expenditure)  | \$121,662                     |
| COMMERCIAL CLEAN TEAMS                          | Connecticut Avenue                 | Grants                      | DEPT OF SMALL & LOCAL BUSINESS DEVELOPMT                          | \$107,982                     |
| COMMERCIAL CLEAN TEAMS                          | Glover Park Clean Team             | Grants                      | DEPT OF SMALL & LOCAL BUSINESS DEVELOPMT                          | \$131,000                     |
| EATON ES RENOVATION/ MODERNIZATON               | COX GRAAE & SPACK ARCHITECTS       | Expenditures on Contracts   | DISTRICT OF COLUMBIA PUBLIC SCHOOLS                               | \$1,669,124                   |
| EATON ES RENOVATION/ MODERNIZATON               | GCS/SIGAL-GRUNLEY JV               | Expenditures on Contracts   | DISTRICT OF COLUMBIA PUBLIC SCHOOLS                               | \$212,734                     |
| EATON ES RENOVATION/ MODERNIZATON               | UNIVERSITY OF DISTRICT OF          | Expenditures on Contracts   | DISTRICT OF COLUMBIA PUBLIC SCHOOLS                               | \$189,583                     |
| MAIN STREETS                                    | TENLEYTOWN MAIN STREET             | Grants                      | DEPT OF SMALL & LOCAL BUSINESS DEVELOPMT                          | \$150,080                     |

**Appendix III**

**Detailed Economic Development Incentives by Ward**

| <b>Subtype/Description</b>  | <b>Recipient</b>                                | <b>Incentive Type</b>     | <b>Agency</b>   | <b>Value of Incentive</b> |
|---|---|---------------------------|---|---------------------------|
| MAIN STREETS  | VAN NESS GROUP INC (Van Ness Main Street)       | Grants                    | DEPT OF SMALL & LOCAL BUSINESS DEVELOPMT                          | \$164,680                 |
| MAIN STREETS  | Wisconsin Avenue Clean Team                     | Grants                    | DEPT OF SMALL & LOCAL BUSINESS DEVELOPMT                          | \$119,521                 |
| MURCH ES RENOVATION/ MODERNIZATION  | D.C. GOVERNMENT                                 | Expenditures on Contracts | DISTRICT OF COLUMBIA PUBLIC SCHOOLS                               | \$140,993                 |
| MURCH ES RENOVATION/ MODERNIZATION  | MCN BUILD INC.                                  | Expenditures on Contracts | DISTRICT OF COLUMBIA PUBLIC SCHOOLS                               | \$2,456,250               |
| <b>Activity Included in Fiscal Year Budget or Impacting Fiscal Year Revenue</b> |   |                           |   | <b>\$10,697,316</b>       |
| Education   | Edmund Burke                                    | Revenue Bond Issuance     | DEPUTY MAYOR FOR PLANNING AND ECON DEV                            | \$13,270,000              |
| <b>Activity Not Impacting Budget or Revenue</b>                                 |   |                           |   | <b>\$13,270,000</b>       |
| <b>3 - Total</b>  |   |                           |   | <b>\$23,967,316</b>       |
| <b>Ward: 4</b>  |   |                           |   |                           |
| GEORGIA AVE NW  | 3910 GEORGIA AVE ASSOCIATES LP 1-A              | Tax Abatement             | (None - Tax Expenditure)  | \$9,442                   |
| GEORGIA AVE NW  | ABRAMS HALL SENIOR LP                           | Tax Exemption             | (None - Tax Expenditure)  | \$918,902                 |
| 1325 UPSHUR ST NW   | SENIOR CITIZENS HOUSING DEVELOPMENT CORPORATION | Tax Exemption             | (None - Tax Expenditure)  | \$127,406                 |
| 3910 - 3912 GEORGIA AVE NW  | 3910 GEORGIA AVE ASSOCIATES LP 1-A              | Tax Abatement             | (None - Tax Expenditure)  | \$178,698                 |
| 410 Cedar Street NW   | Joseph Development, Inc.                        | Loans                     | DEPT. OF HOUSING AND COMM. DEVELOPMENT/ HOUSING PRESERVATION FUND | \$1,250,000               |
| 4100 Georgia Ave NW   | 4100 Georgia Ave Limited Partnership            | Tax Exemption             | (None - Tax Expenditure)  | \$143,277                 |
| 4921 GEORGIA AV NW  | COLONY HOUSE NONPROFIT HOUSING CORPORATION      | Tax Exemption             | (None - Tax Expenditure)  | \$100,260                 |
| 5000-5040 New Hampshire NW  | Wesley Housing                                  | Loans                     | DEPT. OF HOUSING AND COMM. DEVELOPMENT/ HOUSING PRESERVATION FUND | \$1,250,000               |

**Appendix III**

**Detailed Economic Development Incentives by Ward**

| <b>Subtype/<br/>Description</b>       | <b>Recipient</b>                       | <b>Incentive<br/>Type</b> | <b>Agency</b>   | <b>Value of<br/>Incentive</b> |
|---------------------------------------|--|---------------------------|---|-------------------------------|
| 5912 14th Street NW                   | 5912 Missouri Cooperative Association  | Loans                     | DEPT. OF HOUSING AND COMM. DEVELOPMENT/ HOUSING PRODUCTION TRUST FUND | \$3,459,372                   |
| 5912 14th Street NW                   | The 5912 Missouri Tenants Association  | Loans                     | DEPT. OF HOUSING AND COMM. DEVELOPMENT/ HOUSING PRESERVATION FUND     | \$845,987                     |
| 6505 14TH ST NW                       | LUZON ASSOCIATES LP                    | Tax Abatement             | (None - Tax Expenditure)  | \$62,513                      |
| 6601 14TH ST NW                       | LUZON ASSOCIATES LP                    | Tax Abatement             | (None - Tax Expenditure)  | \$64,546                      |
| 6650 GEORGIA AVE NW                   | TAKOMA PLACE INVESTOR LLC              | Tax Exemption             | (None - Tax Expenditure)  | \$109,401                     |
| 7144 13TH ST NW                       | CHILDREN'S NATIONAL AT WALTER REED LLC | Tax Exemption             | (None - Tax Expenditure)  | \$2,071,046                   |
| 850 QUINCY ST NW                      | THE REALTY ASSOCIATES FUND X LP        | Tax Exemption             | (None - Tax Expenditure)  | \$274,777                     |
| 930 Randolph Street NW                | Petworth Station Feb 2018              | Loans                     | DEPT. OF HOUSING AND COMM. DEVELOPMENT/ HOUSING PRODUCTION TRUST FUND | \$7,972,536                   |
| 931 Longfellow Street NW              | Brightwood Gardens                     | Loans                     | DEPT. OF HOUSING AND COMM. DEVELOPMENT/ HOUSING PRODUCTION TRUST FUND | \$2,581,255                   |
| COMMERCIAL CLEAN TEAMS                | Georgia Avenue Clean Team              | Grants                    | DEPT OF SMALL & LOCAL BUSINESS DEVELOPMT                              | \$107,982                     |
| COMMERCIAL CLEAN TEAMS                | Kennedy Street Clean Team              | Grants                    | DEPT OF SMALL & LOCAL BUSINESS DEVELOPMT                              | \$106,618                     |
| COMMERCIAL CLEAN TEAMS                | Upper 14th Street NW Clean Team        | Grants                    | DEPT OF SMALL & LOCAL BUSINESS DEVELOPMT                              | \$103,000                     |
| COMMERCIAL CLEAN TEAMS                | Upper Georgia Avenue                   | Grants                    | DEPT OF SMALL & LOCAL BUSINESS DEVELOPMT                              | \$206,000                     |
| COOLIDGE HS MODERNIZATION/ RENOVATION | FMC & ASSOCIATES, LLC                  | Expenditures on Contracts | DISTRICT OF COLUMBIA PUBLIC SCHOOLS                                   | \$212,727                     |

**Appendix III**

**Detailed Economic Development Incentives by Ward**

| <b>Subtype/<br/>Description</b>             | <b>Recipient</b>               | <b>Incentive<br/>Type</b>    | <b>Agency</b>                                | <b>Value of<br/>Incentive</b> |
|---|--------------------------------|------------------------------|--|-------------------------------|
| COOLIDGE HS<br>MODERNIZATION/<br>RENOVATION | IRVING DEVELOPMENT LLC         | Expenditures<br>on Contracts | DISTRICT OF COLUMBIA<br>PUBLIC SCHOOLS       | \$342,088                     |
| COOLIDGE HS<br>MODERNIZATION/<br>RENOVATION | KEYSTONE PLUS CONSTRUCTION COR | Expenditures<br>on Contracts | DISTRICT OF COLUMBIA<br>PUBLIC SCHOOLS       | \$399,735                     |
| COOLIDGE HS<br>MODERNIZATION/<br>RENOVATION | TURNER CONSTRUCTION COMPANY    | Expenditures<br>on Contracts | DISTRICT OF COLUMBIA<br>PUBLIC SCHOOLS       | \$89,091,697                  |
| ECONOMIC<br>DEVELOPMENT<br>FINANCING        | WALTER REED REDEVELOPMENT      | Expenditures<br>on Contracts | DEPUTY MAYOR FOR<br>PLANNING AND ECON<br>DEV | \$608,068                     |
| GREAT STREETS<br>INITIATIVE                 | 441 KENNEDY ST NW ACDC LLC     | Grants                       | DEPUTY MAYOR FOR<br>PLANNING AND ECON<br>DEV | \$250,000                     |
| GREAT STREETS<br>INITIATIVE                 | ANTHONY SHEPHERD               | Grants                       | DEPUTY MAYOR FOR<br>PLANNING AND ECON<br>DEV | \$50,000                      |
| GREAT STREETS<br>INITIATIVE                 | CHEESEMONSTER STUDIO LLC       | Grants                       | DEPUTY MAYOR FOR<br>PLANNING AND ECON<br>DEV | \$50,000                      |
| GREAT STREETS<br>INITIATIVE                 | COMUNITARIO COFFEE LLC         | Grants                       | DEPUTY MAYOR FOR<br>PLANNING AND ECON<br>DEV | \$50,000                      |
| GREAT STREETS<br>INITIATIVE                 | DANTES PARTNERS LLC            | Grants                       | DEPUTY MAYOR FOR<br>PLANNING AND ECON<br>DEV | \$150,000                     |
| GREAT STREETS<br>INITIATIVE                 | DB PRISTON LLC                 | Grants                       | DEPUTY MAYOR FOR<br>PLANNING AND ECON<br>DEV | \$50,000                      |
| GREAT STREETS<br>INITIATIVE                 | HEN AND FIN LLC                | Grants                       | DEPUTY MAYOR FOR<br>PLANNING AND ECON<br>DEV | \$50,000                      |
| GREAT STREETS<br>INITIATIVE                 | HORACE AND DICKIES LLC         | Grants                       | DEPUTY MAYOR FOR<br>PLANNING AND ECON<br>DEV | \$50,000                      |
| GREAT STREETS<br>INITIATIVE                 | HOUSING EVALUATIONS PLUS       | Grants                       | DEPUTY MAYOR FOR<br>PLANNING AND ECON<br>DEV | \$350,000                     |
| GREAT STREETS<br>INITIATIVE                 | LAS PLACITAS CAFE LLC          | Grants                       | DEPUTY MAYOR FOR<br>PLANNING AND ECON<br>DEV | \$50,000                      |
| GREAT STREETS<br>INITIATIVE                 | LIGHTHOUSE YOGA CENTER         | Grants                       | DEPUTY MAYOR FOR<br>PLANNING AND ECON<br>DEV | \$50,000                      |

**Appendix III**

**Detailed Economic Development Incentives by Ward**

| <b>Subtype/<br/>Description</b>   | <b>Recipient</b>                                  | <b>Incentive<br/>Type</b> | <b>Agency</b>                            | <b>Value of<br/>Incentive</b> |
|---|---|---------------------------|--|-------------------------------|
| GREAT STREETS INITIATIVE  | S&A BEADS INC                                     | Grants                    | DEPUTY MAYOR FOR PLANNING AND ECON DEV   | \$2,918                       |
| GREAT STREETS INITIATIVE  | THE SPICE SUITE LLC                               | Grants                    | DEPUTY MAYOR FOR PLANNING AND ECON DEV   | \$50,000                      |
| GREAT STREETS INITIATIVE  | TRUE INTERNATIONAL INC                            | Grants                    | DEPUTY MAYOR FOR PLANNING AND ECON DEV   | \$50,000                      |
| GREAT STREETS INITIATIVE  | VERA WINFIELD                                     | Grants                    | DEPUTY MAYOR FOR PLANNING AND ECON DEV   | \$50,000                      |
| LAFAYETTE ES MODERNIZATION/ RENOVATION  | SKANSKA USA BUILDING                              | Expenditures on Contracts | DISTRICT OF COLUMBIA PUBLIC SCHOOLS      | \$2,430,237                   |
| MAIN STREETS  | COMMUNITY ALLIANCE FOR UPPER (Uptown Main Street) | Grants                    | DEPT OF SMALL & LOCAL BUSINESS DEVELOPMT | \$150,080                     |
| NEIGHBORHOOD-BASED ACTIVITIES   | MANNA INC   | Grants                    | DEPT. OF HOUSING AND COMM. DEVELOPMENT   | \$154,098                     |
| POWELL ES RENOVATION/ MODERNIZATION   | MCN BUILD INC.                                    | Expenditures on Contracts | DISTRICT OF COLUMBIA PUBLIC SCHOOLS      | \$315,969                     |
| Qualified Supermarket (Safeway Inc. Cpts: 3830 GEORGIA AVENUE NW)               | Safeway Inc. Cpts                                 | Tax Exemption             | (None - Tax Expenditure)                 | \$330,382                     |
| WEST ES MODERNIZATION/ RENOVATION   | PAIGE INDUSTRIAL SERVICES, INC                    | Expenditures on Contracts | DISTRICT OF COLUMBIA PUBLIC SCHOOLS      | \$532,704                     |
| WEST ES MODERNIZATION/ RENOVATION   | PERKINS EASTMAN DC, PLLC                          | Expenditures on Contracts | DISTRICT OF COLUMBIA PUBLIC SCHOOLS      | \$1,845,480                   |
| <b>Activity Included in Fiscal Year Budget or Impacting Fiscal Year Revenue</b> |   |                           |  | <b>\$119,659,200</b>          |
| Association   | Army Distaff                                      | Revenue Bond Issuance     | DEPUTY MAYOR FOR PLANNING AND ECON DEV   | \$19,230,000                  |
| Education   | Capital City Public Charter School Reissuance     | Revenue Bond Issuance     | DEPUTY MAYOR FOR PLANNING AND ECON DEV   | \$19,200,000                  |
| Education   | District of Columbia International School         | Revenue Bond Issuance     | DEPUTY MAYOR FOR PLANNING AND ECON DEV   | \$51,365,000                  |

**Appendix III**

**Detailed Economic Development Incentives by Ward**

| <b>Subtype/<br/>Description</b>                 | <b>Recipient</b>                              | <b>Incentive<br/>Type</b> | <b>Agency</b>   | <b>Value of<br/>Incentive</b> |
|---|---|---------------------------|---|-------------------------------|
| Petworth  | William C. Smith & Co and Petworth Station LP | Revenue Bond Issuance     | DCHFA   | \$12,525,000                  |
| Takoma Place                                    | The NHP Foundation                            | Revenue Bond Issuance     | DCHFA   | \$18,125,000                  |
| <b>Activity Not Impacting Budget or Revenue</b> |   |                           |   | <b>\$120,445,000</b>          |
| <b>4 - Total</b>                                |   |                           |   | <b>\$240,104,200</b>          |
| <b>Ward: 5</b>                                  |   |                           |   |                               |
| 0100 FLORIDA AV NE                              | WASHINGTON GATEWAY APARTMENTS VENTURE LLC     | Tax Abatement             | (None - Tax Expenditure)  | \$2,328,888                   |
| 0340 FLORIDA AVE NE                             | GATEWAY MARKET (SOE) LLC                      | Tax Abatement             | (None - Tax Expenditure)  | \$309,928                     |
| 0371 MORSE ST NE                                | GATEWAY MARKET (SOE) LLC                      | Tax Abatement             | (None - Tax Expenditure)  | \$41,137                      |
| 0601 EDGEWOOD ST NE                             | EDGEWOOD TERRACE ONE LLC                      | Tax Exemption             | (None - Tax Expenditure)  | \$245,214                     |
| 1360 FLORIDA AVE NE                             | CAPITAL FRINGE INC                            | Tax Exemption             | (None - Tax Expenditure)  | \$80,333                      |
| 150 HARRY THOMAS WAY NE                         | 151 Q STREET RESIDENTIAL LLC                  | Tax Abatement             | (None - Tax Expenditure)  | \$53,508                      |
| 150 Q ST NE                                     | 151 Q STREET RESIDENTIAL LLC                  | Tax Abatement             | (None - Tax Expenditure)  | \$338,653                     |
| 151 Q ST NE                                     | 151 Q STREET RESIDENTIAL LLC                  | Tax Abatement             | (None - Tax Expenditure)  | \$689,672                     |
| 1600 1ST ST NW                                  | NORTHWEST COOPERATIVE HOMES                   | Tax Exemption             | (None - Tax Expenditure)  | \$115,627                     |
| 1736 Rhode Island Avenue NE                     | 1736 Rhode Island Avenue NE                   | Loans                     | DEPT. OF HOUSING AND COMM. DEVELOPMENT/ HOUSING PRODUCTION TRUST FUND | \$7,948,359                   |
| 200 Q ST NE                                     | 151 Q STREET RESIDENTIAL LLC                  | Tax Abatement             | (None - Tax Expenditure)  | \$487,017                     |
| 2008 - 2014 MARYLAND AV NE                      | CARVER TERRACE LP                             | Tax Exemption             | (None - Tax Expenditure)  | \$230,660                     |
| 201 Q ST NE                                     | 151 Q STREET RESIDENTIAL LLC                  | Tax Abatement             | (None - Tax Expenditure)  | \$44,854                      |
| 2321 4TH ST NE                                  | 2321 4TH STREET LLC                           | Tax Exemption             | (None - Tax Expenditure)  | \$402,717                     |
| 2401 WASHINGTON PL NE                           | ISRAEL SENIOR RESIDENCES LLC                  | Tax Exemption             | (None - Tax Expenditure)  | \$79,504                      |



**Appendix III**

**Detailed Economic Development Incentives by Ward**

| <b>Subtype/<br/>Description</b>          | <b>Recipient</b>                      | <b>Incentive<br/>Type</b> | <b>Agency</b>                            | <b>Value of<br/>Incentive</b> |
|--|---------------------------------------|---------------------------|--|-------------------------------|
| 5233 NORTH CAPITOL ST NE                 | NORTH CAPITOL AT PLYMOUTH INC         | Tax Exemption             | (None - Tax Expenditure)                 | \$111,065                     |
| BROWNE MS MODERNIZATION/RENOVATION       | BENNETT GROUP INC                     | Expenditures on Contracts | DISTRICT OF COLUMBIA PUBLIC SCHOOLS      | \$1,347,611                   |
| COMMERCIAL CLEAN TEAMS                   | 12th Street NE                        | Grants                    | DEPT OF SMALL & LOCAL BUSINESS DEVELOPMT | \$112,618                     |
| COMMERCIAL CLEAN TEAMS                   | Bladensburg Road Clean Team           | Grants                    | DEPT OF SMALL & LOCAL BUSINESS DEVELOPMT | \$138,000                     |
| COMMERCIAL CLEAN TEAMS                   | Fort Lincoln Drive, NE (Residential)  | Grants                    | DEPT OF SMALL & LOCAL BUSINESS DEVELOPMT | \$150,000                     |
| COMMERCIAL CLEAN TEAMS                   | New York Avenue, NE Clean Team        | Grants                    | DEPT OF SMALL & LOCAL BUSINESS DEVELOPMT | \$125,000                     |
| COMMERCIAL CLEAN TEAMS                   | North Capitol Street Clean Team       | Grants                    | DEPT OF SMALL & LOCAL BUSINESS DEVELOPMT | \$124,000                     |
| COMMERCIAL CLEAN TEAMS                   | Rhode Island Avenue NE Clean Team     | Grants                    | DEPT OF SMALL & LOCAL BUSINESS DEVELOPMT | \$126,000                     |
| COMMERCIAL CLEAN TEAMS                   | South Dakota Avenue, NE               | Grants                    | DEPT OF SMALL & LOCAL BUSINESS DEVELOPMT | \$100,000                     |
| COMMERCIAL CLEAN TEAMS                   | Trinidad, NE Clean Team (Residential) | Grants                    | DEPT OF SMALL & LOCAL BUSINESS DEVELOPMT | \$100,000                     |
| COMMUNITY SERVICES - COMM REVITALIZATION | FRIENDS OF RHODE ISLAND AVE NE        | Grants                    | DEPT. OF HOUSING AND COMM. DEVELOPMENT   | \$163,718                     |
| COMMUNITY SERVICES - COMM REVITALIZATION | SB WORKS                              | Grants                    | DEPT. OF HOUSING AND COMM. DEVELOPMENT   | \$378,495                     |
| ECONOMIC DEVELOPMENT FINANCING           | MCMILLAN SITE REDEVELOPMENT           | Expenditures on Contracts | DEPUTY MAYOR FOR PLANNING AND ECON DEV   | \$3,515,287                   |
| GREAT STREETS INITIATIVE                 | 7DRUMLESSONS LLC                      | Grants                    | DEPUTY MAYOR FOR PLANNING AND ECON DEV   | \$50,000                      |
| GREAT STREETS INITIATIVE                 | DC CHOCOLATE BAR AND BAKERY           | Grants                    | DEPUTY MAYOR FOR PLANNING AND ECON DEV   | \$50,000                      |

**Appendix III**

**Detailed Economic Development Incentives by Ward**

| <b>Subtype/<br/>Description</b>   | <b>Recipient</b>  | <b>Incentive<br/>Type</b> | <b>Agency</b>                            | <b>Value of<br/>Incentive</b> |
|---|---|---------------------------|--|-------------------------------|
| GREAT STREETS INITIATIVE  | DISTRICT FLOOR DEPOT INC                                      | Grants                    | DEPUTY MAYOR FOR PLANNING AND ECON DEV   | \$50,000                      |
| GREAT STREETS INITIATIVE  | HOMME LLC   | Grants                    | DEPUTY MAYOR FOR PLANNING AND ECON DEV   | \$49,800                      |
| GREAT STREETS INITIATIVE  | JOEDAT INTERNATIONAL INC                                      | Grants                    | DEPUTY MAYOR FOR PLANNING AND ECON DEV   | \$49,868                      |
| GREAT STREETS INITIATIVE  | MONUMENTAL COMMUNICATION                                      | Grants                    | DEPUTY MAYOR FOR PLANNING AND ECON DEV   | \$250,000                     |
| GREAT STREETS INITIATIVE  | PETIT SCHOLARS  | Grants                    | DEPUTY MAYOR FOR PLANNING AND ECON DEV   | \$50,000                      |
| GREAT STREETS INITIATIVE  | VERNON MARTINS SALON LLC                                      | Grants                    | DEPUTY MAYOR FOR PLANNING AND ECON DEV   | \$50,000                      |
| GREAT STREETS INITIATIVE  | WARNER CAPITAL LLC  | Grants                    | DEPUTY MAYOR FOR PLANNING AND ECON DEV   | \$50,000                      |
| LAMOND RIGGS LIBRARY  | CONSIGLI CONSTRUCTION CO., INC                                | Expenditures on Contracts | DC PUBLIC LIBRARY                        | \$474,948                     |
| MAIN STREETS  | FRIENDS OF RHODE ISLAND AVE NE (Rhode Island Ave Main Street) | Grants                    | DEPT OF SMALL & LOCAL BUSINESS DEVELOPMT | \$150,080                     |
| MAIN STREETS  | NORTH CAPITOL MAIN STREET                                     | Grants                    | DEPT OF SMALL & LOCAL BUSINESS DEVELOPMT | \$112,560                     |
| Qualified Supermarket (Aldi: 901 17th Street NE)                                | Aldi Inc. Maryland  | Tax Exemption             | (None - Tax Expenditure)                 | \$155,036                     |
| Qualified Supermarket (Costco: 2441 Market Street, NE)                          | Costco Wholesale Corporation                                  | Tax Exemption             | (None - Tax Expenditure)                 | \$386,341                     |
| Rhode Island Plaza  | Bondholders   | PILOT Debt Service        | Misc Funds                               | \$1,092,835                   |
| SMALL BUSINESS TECHNICAL ASSISTANCE   | SB WORKS  | Grants                    | DEPT. OF HOUSING AND COMM. DEVELOPMENT   | \$190,843                     |
| SMALL BUSINESS TECHNICAL ASSISTANCE   | WASHINGTON AREA COMMUNITY                                     | Grants                    | DEPT. OF HOUSING AND COMM. DEVELOPMENT   | \$373,808                     |
| <b>Activity Included in Fiscal Year Budget or Impacting Fiscal Year Revenue</b> |   |                           |  | <b>\$23,473,987</b>           |

**Appendix III**

**Detailed Economic Development Incentives by Ward**

| <b>Subtype/<br/>Description</b>                 | <b>Recipient</b>                      | <b>Incentive<br/>Type</b>               | <b>Agency</b>                                | <b>Value of<br/>Incentive</b> |
|---|---------------------------------------|---|--|-------------------------------|
| 1736 Rhode Island                               | Lock 7 Development                    | Revenue<br>Bond<br>Issuance             | DCHFA  | \$12,200,000                  |
| Education                                       | Catholic University                   | Revenue<br>Bond<br>Issuance             | DEPUTY MAYOR FOR<br>PLANNING AND ECON<br>DEV | \$58,820,000                  |
| Education                                       | Yu Ying Public Charter School         | Revenue<br>Bond<br>Issuance             | DEPUTY MAYOR FOR<br>PLANNING AND ECON<br>DEV | \$11,886,000                  |
| The Hyacinth's Place                            | The Hyacinth's Place                  | Future Tax<br>Abatements/<br>Exemptions | (None - Tax Expenditure)                     | \$26,130                      |
| <b>Activity Not Impacting Budget or Revenue</b> |                                       |   |  | <b>\$82,932,130</b>           |
| <b>5 - Total</b>                                |                                       |   |  | <b>\$106,406,117</b>          |
| <b>Ward: 6</b>                                  |                                       |   |  |                               |
| H ST NW   | 801 NEW JERSEY PHASE 1 LLC            | Tax<br>Abatement                        | (None - Tax Expenditure)                     | \$868,767                     |
| K ST NW   | MOUNT VERNON DEVELOPMENT GROUP<br>LLC | Tax<br>Abatement                        | (None - Tax Expenditure)                     | \$12,636                      |
| 0055 M ST NE                                    | ARCHSTONE NORTH CAPITOL HILL          | Tax<br>Abatement                        | (None - Tax Expenditure)                     | \$1,086,522                   |
| 0060 L ST NE                                    | NOMA DEVELOPMENT LLC                  | Tax<br>Abatement                        | (None - Tax Expenditure)                     | \$984,275                     |
| 0125 CANAL ST SE                                | CAPITOL HOUSING PARTNERS LLC          | Tax<br>Exemption                        | (None - Tax Expenditure)                     | \$882,814                     |
| 0140 M ST NE                                    | THE FLATS 140 DC RESIDENTIAL LLC      | Tax<br>Abatement                        | (None - Tax Expenditure)                     | \$652,535                     |
| 0300 D ST SW                                    | THE MUSEUM OF THE BIBLE INC           | Tax<br>Exemption                        | (None - Tax Expenditure)                     | \$585,811                     |
| 0601 L ST SE 1                                  | SQUARE 882N AFFORDABLE LP             | Tax<br>Exemption                        | (None - Tax Expenditure)                     | \$96,613                      |
| 0820 1ST ST NE                                  | UNIZO REAL ESTATE DC THREE LLC        | Tax<br>Abatement                        | (None - Tax Expenditure)                     | \$2,702,977                   |
| 0950 3RD ST NW                                  | MOUNT VERNON DEVELOPMENT GROUP<br>LLC | Tax<br>Abatement                        | (None - Tax Expenditure)                     | \$105,515                     |
| 1035 4TH ST NW                                  | PLAZA WEST LLC                        | Tax<br>Exemption                        | (None - Tax Expenditure)                     | \$545,161                     |
| 1050 NEW JERSEY<br>AV                           | GOLDEN RULE PLAZA INC                 | Tax<br>Exemption                        | (None - Tax Expenditure)                     | \$490,839                     |
| 1100 2ND PL SE 2                                | SQUARE 769N AFFORDABLE OWNER LLC      | Tax<br>Exemption                        | (None - Tax Expenditure)                     | \$88,732                      |

**Appendix III**

**Detailed Economic Development Incentives by Ward**

| <b>Subtype/<br/>Description</b>       | <b>Recipient</b>                           | <b>Incentive<br/>Type</b> | <b>Agency</b>   | <b>Value of<br/>Incentive</b> |
|---------------------------------------|--|---------------------------|---|-------------------------------|
| 1160 1ST ST NE                        | ARCHSTONE NORTH CAPITOL HILL LP            | Tax Abatement             | (None - Tax Expenditure)  | \$1,666,945                   |
| 1200 NORTH CAPITOL ST NW              | TYLER HOUSE ASSOCIATES 95 L.P.             | Tax Exemption             | (None - Tax Expenditure)  | \$785,289                     |
| 130 M ST NE                           | THE FLATS 130 DC RESIDENTIAL LLC           | Tax Abatement             | (None - Tax Expenditure)  | \$1,754,068                   |
| 1301 - 1339 5TH ST NW                 | SECOND NW COOPERATIVE HME                  | Tax Exemption             | (None - Tax Expenditure)  | \$95,126                      |
| 1313 - 1333 H ST NE                   | ATLAS PERFORMING ARTS CENTER               | Tax Exemption             | (None - Tax Expenditure)  | \$594,159                     |
| 1330 7TH ST NW                        | 1330 SEVENTH STREET LIMITED PARTNERSHIP    | Tax Exemption             | (None - Tax Expenditure)  | \$653,739                     |
| 1550 7TH ST NW                        | JMP APARTMENTS LLC                         | Tax Abatement             | (None - Tax Expenditure)  | \$1,425,403                   |
| 1616 MARION ST NW                     | ASBURY DWELLINGS INC                       | Tax Exemption             | (None - Tax Expenditure)  | \$203,103                     |
| 1701 - 1713 BENNING RD NE             | GALES PLACE ASSOCIATES LIMITED PARTNERSHIP | Tax Exemption             | (None - Tax Expenditure)  | \$98,392                      |
| 1718-1722 7TH ST NW                   | CHANNING PHILLIPS HOMES LLC                | Tax Exemption             | (None - Tax Expenditure)  | \$642,009                     |
| 1726-1734 7TH ST NW                   | LINCOLN-WESTMORELAND HOUSING               | Tax Exemption             | (None - Tax Expenditure)  | \$548,427                     |
| 2 M ST NE                             | 2 M STREET REDEVELOPMENT LLC               | Tax Abatement             | (None - Tax Expenditure)  | \$769,349                     |
| 25 MASSACHUSETTS AVE NW               | T-C REPUBLIC SQUARE OWNER LLC              | Tax Abatement             | (None - Tax Expenditure)  | \$5,225,116                   |
| 250 K ST NE                           | UNION PLACE PHASE I LLC                    | Tax Abatement             | (None - Tax Expenditure)  | \$1,327,627                   |
| 300 - 380 H ST NE                     | STEUART H STREET LLC                       | Tax Abatement             | (None - Tax Expenditure)  | \$760,610                     |
| 555 E Street SW                       | 555 E Street SW                            | Loans                     | DEPT. OF HOUSING AND COMM. DEVELOPMENT/ HOUSING PRODUCTION TRUST FUND | \$10,947,095                  |
| 77 H ST NW                            | 801 NEW JERSEY PHASE 1 LLC                 | Tax Abatement             | (None - Tax Expenditure)  | \$199,649                     |
| American Psychological Association    | APA 750 LLC                                | Tax Exemption             | (None - Tax Expenditure)  | \$761,794                     |
| BANNEKER HS MODERNIZATION/ RENOVATION | MCN BUILD INC.                             | Expenditures on Contracts | DISTRICT OF COLUMBIA PUBLIC SCHOOLS                                   | \$5,167,035                   |

**Appendix III**

**Detailed Economic Development Incentives by Ward**

| <b>Subtype/<br/>Description</b>          | <b>Recipient</b>                 | <b>Incentive<br/>Type</b> | <b>Agency</b>                            | <b>Value of<br/>Incentive</b> |
|--|----------------------------------|---------------------------|--|-------------------------------|
| Ballpark Revenue Bonds                   | Bondholders                      | Revenue Bond Debt Service | Misc Funds                               | \$70,475,690                  |
| COMMERCIAL CLEAN TEAMS                   | Barracks Row Clean Team          | Grants                    | DEPT OF SMALL & LOCAL BUSINESS DEVELOPMT | \$114,000                     |
| COMMERCIAL CLEAN TEAMS                   | Benning Road (Ward 6) Clean Team | Grants                    | DEPT OF SMALL & LOCAL BUSINESS DEVELOPMT | \$103,000                     |
| COMMERCIAL CLEAN TEAMS                   | Upper Bladensburg Road, NE       | Grants                    | DEPT OF SMALL & LOCAL BUSINESS DEVELOPMT | \$100,000                     |
| COMMUNITY SERVICES - COMM REVITALIZATION | BARRACKS ROW MAINSTREET          | Grants                    | DEPT. OF HOUSING AND COMM. DEVELOPMENT   | \$418,784                     |
| CORPORATE ASSISTANCE                     | YELP INC.                        | Grants                    | DEPUTY MAYOR FOR PLANNING AND ECON DEV   | \$580,365                     |
| City Market at O Street                  | Bondholders                      | TIF Debt Service          | Misc Funds                               | \$2,301,031                   |
| DC UNITED SOCCER STADIUM                 | W M SCHLOSSER CO INC             | Expenditures on Contracts | DEPARTMENT OF GENERAL SERVICES           | \$636,770                     |
| ELIOT-HINE JHS RENOVATION/ MODERNIZATION | COAKLEY AND WILLIAMS CONST.      | Expenditures on Contracts | DISTRICT OF COLUMBIA PUBLIC SCHOOLS      | \$235,312                     |
| ELIOT-HINE JHS RENOVATION/ MODERNIZATION | PERKINS EASTMAN DC, PLLC         | Expenditures on Contracts | DISTRICT OF COLUMBIA PUBLIC SCHOOLS      | \$2,074,108                   |
| ELIOT-HINE JHS RENOVATION/ MODERNIZATION | SOIL AND LAND USE TECHNOLOGY     | Expenditures on Contracts | DISTRICT OF COLUMBIA PUBLIC SCHOOLS      | \$153,565                     |
| ELIOT-HINE JHS RENOVATION/ MODERNIZATION | TURNER CONSTRUCTION COMPANY      | Expenditures on Contracts | DISTRICT OF COLUMBIA PUBLIC SCHOOLS      | \$12,267,527                  |
| GREAT STREETS INITIATIVE                 | 10TH STREET MARKET INC           | Grants                    | DEPUTY MAYOR FOR PLANNING AND ECON DEV   | \$50,000                      |
| GREAT STREETS INITIATIVE                 | ARCHITRAVE P.C., ARCHITECTS      | Grants                    | DEPUTY MAYOR FOR PLANNING AND ECON DEV   | \$300,000                     |
| JEFFERSON MS MODERNIZATION / RENOVATION  | ECS CAPITOL SERVICES PLL         | Expenditures on Contracts | DISTRICT OF COLUMBIA PUBLIC SCHOOLS      | \$76,712                      |
| JEFFERSON MS MODERNIZATION / RENOVATION  | MCN BUILD INC.                   | Expenditures on Contracts | DISTRICT OF COLUMBIA PUBLIC SCHOOLS      | \$39,813,157                  |

**Appendix III**

**Detailed Economic Development Incentives by Ward**

| <b>Subtype/<br/>Description</b>                                 | <b>Recipient</b>   | <b>Incentive<br/>Type</b>    | <b>Agency</b>                                  | <b>Value of<br/>Incentive</b> |
|---|--|------------------------------|--|-------------------------------|
| LOGAN ES<br>MODERNIZATION/<br>RENOVATION                        | KEYSTONE PLUS CONSTRUCTION COR                                 | Expenditures<br>on Contracts | DISTRICT OF COLUMBIA<br>PUBLIC SCHOOLS         | \$130,436                     |
| LOGAN ES<br>MODERNIZATION/<br>RENOVATION                        | MCN BUILD INC.   | Expenditures<br>on Contracts | DISTRICT OF COLUMBIA<br>PUBLIC SCHOOLS         | \$238,759                     |
| LOGAN ES<br>MODERNIZATION/<br>RENOVATION                        | R. MCGHEE & ASSOCIATES   | Expenditures<br>on Contracts | DISTRICT OF COLUMBIA<br>PUBLIC SCHOOLS         | \$1,635,171                   |
| MAIN STREETS  | H STREET MAIN STREET INC.                                      | Grants                       | DEPT OF SMALL &<br>LOCAL BUSINESS<br>DEVELOPMT | \$150,080                     |
| MAIN STREETS  | MERCHANT ROW ASSOCIATION, CORP<br>(Eastern Market Main Street) | Grants                       | DEPT OF SMALL &<br>LOCAL BUSINESS<br>DEVELOPMT | \$307,580                     |
| MAURY ES<br>MODERNIZATION/<br>RENOVATION                        | LIBERTY ENGINEERING, LLP                                       | Expenditures<br>on Contracts | DISTRICT OF COLUMBIA<br>PUBLIC SCHOOLS         | \$92,761                      |
| MAURY ES<br>MODERNIZATION/<br>RENOVATION                        | MCN BUILD INC.   | Expenditures<br>on Contracts | DISTRICT OF COLUMBIA<br>PUBLIC SCHOOLS         | \$41,443,659                  |
| Mandarin Oriental<br>Hotel                                      | Bondholders  | TIF Debt<br>Service          | Misc Funds                                     | \$4,504,125                   |
| Newseum PILOT   | The Freedom Forum Inc.   | Tax<br>Exemption             | (None - Tax Expenditure)                       | \$5,601,306                   |
| Qualified Supermarket<br>(Giant: 1400 7th St<br>NW)             | Citymarket At O East And West LLC<br>Roadside Development      | Tax<br>Exemption             | (None - Tax Expenditure)                       | \$384,428                     |
| Qualified Supermarket<br>(Giant: 300 H St NE)                   | Steuart H Street LLC Steuart Investment<br>Company             | Tax<br>Exemption             | (None - Tax Expenditure)                       | \$249,374                     |
| Qualified Supermarket<br>(Harris Teeter: 1201<br>1st Street NE) | The Flats DC Grocery LLC                                       | Tax<br>Exemption             | (None - Tax Expenditure)                       | \$480,243                     |
| Qualified Supermarket<br>(Harris Teeter: 401 M<br>St. SE)       | FC 1212 LLC  | Tax<br>Exemption             | (None - Tax Expenditure)                       | \$536,816                     |
| SOUTHWEST<br>LIBRARY  | TURNER CONSTRUCTION COMPANY                                    | Expenditures<br>on Contracts | DC PUBLIC LIBRARY                              | \$1,356,637                   |
| Southeast Federal<br>Center "Foundry<br>Lofts"                  | Bondholders  | PILOT Debt<br>Service        | Misc Funds                                     | \$397,849                     |
| Southeast Federal<br>Center "The Yards"                         | Bondholders  | PILOT Debt<br>Service        | Misc Funds                                     | \$2,612,957                   |
| Southwest Waterfront<br>Project (The Wharf)                     | Bondholders  | TIF Debt<br>Service          | Misc Funds                                     | \$6,655,420                   |

**Appendix III**

**Detailed Economic Development Incentives by Ward**

| <b>Subtype/Description</b>  | <b>Recipient</b>  | <b>Incentive Type</b>            | <b>Agency</b>   | <b>Value of Incentive</b> |
|---|---|----------------------------------|---|---------------------------|
| US DOT/Waterfront Park Projects   | Bondholders   | PILOT Debt Service               | Misc Funds  | \$10,553,960              |
| WATKINS ES MODERNIZATION/RENOVATIONS  | MCN BUILD INC.  | Expenditures on Contracts        | DISTRICT OF COLUMBIA PUBLIC SCHOOLS                                   | \$926,271                 |
| WORKFORCE INVESTMENT  | WHARF DISTRICT MASTER DEVELOPE  | Grants                           | DEPUTY MAYOR FOR PLANNING AND ECON DEV                                | \$1,000,000               |
| <b>Activity Included in Fiscal Year Budget or Impacting Fiscal Year Revenue</b> |   |                                  |   | <b>\$251,685,985</b>      |
| 1550 First Street   | DBT Development Group, LLC  | Revenue Bond Issuance            | DCHFA   | \$21,600,000              |
| 555 E Street Senior Project   | Potomac Investment Properties, Inc.<br>Adams Investmen Group, LLC<br>DC Strategy Group, LLC<br>Paramount Development, LLC | Revenue Bond Issuance            | DCHFA   | \$12,000,000              |
| Education   | Capitol Hill Day School   | Revenue Bond Issuance            | DEPUTY MAYOR FOR PLANNING AND ECON DEV                                | \$3,250,000               |
| Education   | University of Georgia Foundation  | Revenue Bond Issuance            | DEPUTY MAYOR FOR PLANNING AND ECON DEV                                | \$12,500,000              |
| Randall School Museum and Housing Development                                   | Randall School Museum and Housing Development   | Future Tax Abatements/Exemptions | (None - Tax Expenditure)  | \$34,000,000              |
| <b>Activity Not Impacting Budget or Revenue</b>                                 |   |                                  |   | <b>\$83,350,000</b>       |
| <b>6 - Total</b>  |   |                                  |   | <b>\$335,035,985</b>      |
| <b>Ward: 7</b>  |   |                                  |   |                           |
| 0120 45TH ST NE R-2   | BENNING RESIDENTIAL LLC   | Tax Exemption                    | (None - Tax Expenditure)  | \$146,458                 |
| 0600 KENILWORTH AVE NE  | CI GD PARKSIDE 7 LLC  | Tax Abatement                    | (None - Tax Expenditure)  | \$188,754                 |
| 101 41st NE   | Urban Matters and CRG Holdings  | Loans                            | DEPT. OF HOUSING AND COMM. DEVELOPMENT/ HOUSING PRESERVATION FUND     | \$322,264                 |
| 2323 PENNSYLVANIA AVE SE  | 2300 PENNSYLVANIA AVENUE LLC  | Tax Abatement                    | (None - Tax Expenditure)  | \$122,483                 |
| 3500 East Capitol Street NE (Phase II)  | MidAtlantic Realty Partners LLC   | Loans                            | DEPT. OF HOUSING AND COMM. DEVELOPMENT/ HOUSING PRODUCTION TRUST FUND | \$16,135,936              |

**Appendix III**

**Detailed Economic Development Incentives by Ward**

| <b>Subtype/<br/>Description</b>        | <b>Recipient</b>                     | <b>Incentive<br/>Type</b> | <b>Agency</b>   | <b>Value of<br/>Incentive</b> |
|--|--------------------------------------|---------------------------|---|-------------------------------|
| 3501 - 3547 EAST CAPITOL ST SE         | MILESTONE EAST CAPITOL 3 LLC         | Tax Exemption             | (None - Tax Expenditure)  | \$79,925                      |
| 3712 - 3722 HAYES ST NE                | JAY STREET ASSOCIATES                | Tax Exemption             | (None - Tax Expenditure)  | \$314,739                     |
| 3720 - 3820 HAYES ST NE                | MAYFAIR MANSIONS LIMITED PARTNERSHIP | Tax Exemption             | (None - Tax Expenditure)  | \$264,752                     |
| 4200 - 4268 EAST CAPITOL ST NE         | STANDARD FCP VENTURE LP              | Tax Exemption             | (None - Tax Expenditure)  | \$335,871                     |
| 4341 E ST SE                           | BENNING HEIGHTS INVESTOR LLC         | Tax Exemption             | (None - Tax Expenditure)  | \$141,702                     |
| 4800 NANNIE HELEN BURROUGHS AV NE      | 4800 NHB LP                          | Tax Exemption             | (None - Tax Expenditure)  | \$440,496                     |
| 5201 Hayes ST NE                       | Deanwood Hills LLC                   | Tax Exemption             | (None - Tax Expenditure)  | \$128,104                     |
| 800 Kenilworth Ave NE                  | Kenilworth Ave Apartments LLC        | Tax Exemption             | (None - Tax Expenditure)  | \$158,278                     |
| AITON ES RENOVATION/ MODERNIZATION     | CHIARAMONTE CONSTRUCTION COMP        | Expenditures on Contracts | DISTRICT OF COLUMBIA PUBLIC SCHOOLS                               | \$493,479                     |
| Berlin Portfolio                       | Berlin Portfolio                     | Loans                     | DEPT. OF HOUSING AND COMM. DEVELOPMENT/ HOUSING PRESERVATION FUND | \$2,125,000                   |
| CAPITOL VIEW LIBRARY                   | BROUGHTON CONSTRUCTION CO LLC        | Expenditures on Contracts | DC PUBLIC LIBRARY   | \$1,017,335                   |
| CAPITOL VIEW LIBRARY                   | THE GEORGETOWN DESIGN GROUP, IN      | Expenditures on Contracts | DC PUBLIC LIBRARY   | \$309,359                     |
| COMMERCIAL CLEAN TEAMS                 | Alabama Avenue SE Clean Team         | Grants                    | DEPT OF SMALL & LOCAL BUSINESS DEVELOPMT                          | \$103,000                     |
| COMMERCIAL CLEAN TEAMS                 | Benning Road (Ward 7) Clean Team     | Grants                    | DEPT OF SMALL & LOCAL BUSINESS DEVELOPMT                          | \$113,000                     |
| COMMERCIAL CLEAN TEAMS                 | Deanwood Heights Clean Team          | Grants                    | DEPT OF SMALL & LOCAL BUSINESS DEVELOPMT                          | \$140,000                     |
| COMMERCIAL CLEAN TEAMS                 | Minnesota Avenue Clean Team          | Grants                    | DEPT OF SMALL & LOCAL BUSINESS DEVELOPMT                          | \$107,982                     |
| CW HARRIS ES RENOVATION/ MODERNIZATION | MCN BUILD INC.                       | Expenditures on Contracts | DISTRICT OF COLUMBIA PUBLIC SCHOOLS                               | \$22,257,995                  |



**Appendix III**

**Detailed Economic Development Incentives by Ward**

| <b>Subtype/<br/>Description</b>                   | <b>Recipient</b>                             | <b>Incentive<br/>Type</b> | <b>Agency</b>                            | <b>Value of<br/>Incentive</b> |
|---|--|---------------------------|--|-------------------------------|
| Carver 2000 Low-Income and senior housing Project | Carver Senior Apartments Limited Partnership | Tax Exemption             | (None - Tax Expenditure)                 | \$120,299                     |
| ECONOMIC DEVELOPMENT FINANCING                    | HILL EAST                                    | Expenditures on Contracts | DEPUTY MAYOR FOR PLANNING AND ECON DEV   | \$4,185,635                   |
| ECONOMIC DEVELOPMENT FINANCING                    | SKYLAND SHOPPING CENTER                      | Expenditures on Contracts | DEPUTY MAYOR FOR PLANNING AND ECON DEV   | \$3,717,303                   |
| GREAT STREETS INITIATIVE                          | 3451 BENNING LLC                             | Grants                    | DEPUTY MAYOR FOR PLANNING AND ECON DEV   | \$750,000                     |
| GREAT STREETS INITIATIVE                          | MARKET SEVEN LLC                             | Grants                    | DEPUTY MAYOR FOR PLANNING AND ECON DEV   | \$249,000                     |
| GREAT STREETS INITIATIVE                          | ROCKSON COMM. DEV. CORP.                     | Grants                    | DEPUTY MAYOR FOR PLANNING AND ECON DEV   | \$249,000                     |
| GREAT STREETS INITIATIVE                          | THE NHP FOUNDATION                           | Grants                    | DEPUTY MAYOR FOR PLANNING AND ECON DEV   | \$750,000                     |
| GREAT STREETS INITIATIVE                          | WILLIE T CRAFT SR                            | Grants                    | DEPUTY MAYOR FOR PLANNING AND ECON DEV   | \$125,000                     |
| HOUSTON ES RENOVATION/MODERNIZATION               | MCN BUILD INC.                               | Expenditures on Contracts | DISTRICT OF COLUMBIA PUBLIC SCHOOLS      | \$24,146,441                  |
| KIMBALL ES MODERNIZATION/RENOVATION               | FMC & ASSOCIATES, LLC                        | Expenditures on Contracts | DISTRICT OF COLUMBIA PUBLIC SCHOOLS      | \$118,903                     |
| KIMBALL ES MODERNIZATION/RENOVATION               | HILL INTERNATIONAL INC.                      | Expenditures on Contracts | DISTRICT OF COLUMBIA PUBLIC SCHOOLS      | \$83,196                      |
| KIMBALL ES MODERNIZATION/RENOVATION               | MCN BUILD INC.                               | Expenditures on Contracts | DISTRICT OF COLUMBIA PUBLIC SCHOOLS      | \$35,706,708                  |
| MAIN STREETS                                      | DEANWOOD HEIGHTS MAIN STREETS                | Grants                    | DEPT OF SMALL & LOCAL BUSINESS DEVELOPMT | \$182,580                     |
| NEIGHBORHOOD-BASED ACTIVITIES                     | MARSHALL HEIGHTS COMMUNITY                   | Grants                    | DEPT. OF HOUSING AND COMM. DEVELOPMENT   | \$165,149                     |
| NEW COMMUNITIES INITIATIVE                        | DEANWOOD HILLS LLC                           | Expenditures on Contracts | DEPUTY MAYOR FOR PLANNING AND ECON DEV   | \$3,325,000                   |

**Appendix III**

**Detailed Economic Development Incentives by Ward**

| <b>Subtype/Description</b>  | <b>Recipient</b>  | <b>Incentive Type</b>     | <b>Agency</b>   | <b>Value of Incentive</b> |
|---|---|---------------------------|---|---------------------------|
| NEW COMMUNITIES INITIATIVE  | NHP HOFFMAN   | Expenditures on Contracts | DEPUTY MAYOR FOR PLANNING AND ECON DEV                                | \$1,500,000               |
| NEW COMMUNITIES INITIATIVE  | PROVIDENCE PL/ANSWER TITLE & ESCROW LLC   | Expenditures on Contracts | DEPUTY MAYOR FOR PLANNING AND ECON DEV                                | \$4,306,871               |
| NEW COMMUNITIES INITIATIVE  | PROVIDENCE PLACE/ANSWER TITLE & ESCROW LLC  | Expenditures on Contracts | DEPUTY MAYOR FOR PLANNING AND ECON DEV                                | \$397,926                 |
| NEW COMMUNITIES INITIATIVE  | STRAND/ ANSWER TITLE AND ESCROW L   | Expenditures on Contracts | DEPUTY MAYOR FOR PLANNING AND ECON DEV                                | \$196,685                 |
| Skyland   | Bondholders   | TIF Debt Service          | Misc Funds  | \$693,177                 |
| <b>Activity Included in Fiscal Year Budget or Impacting Fiscal Year Revenue</b> |   |                           |   | <b>\$126,415,784</b>      |
| 3500 East Cap/The Solstice Phase II   | MidAtlantic Realty Partners and Taylor Adams Associates   | Revenue Bond Issuance     | DCHFA   | \$18,600,000              |
| Education   | Friendship Public Charter School  | Revenue Bond Issuance     | DEPUTY MAYOR FOR PLANNING AND ECON DEV                                | \$17,200,000              |
| Milestone   | E&G Group   | Revenue Bond Issuance     | DCHFA   | \$5,500,000               |
| Providence Place  | Atlantic Pacific Communities and Urban Matters Development Partners and Progressive National Baptist Convention Community and Development Corporation | Revenue Bond Issuance     | DCHFA   | \$19,700,000              |
| The Strand  | The NHP Foundation and The Warrenton Group and WA Metropolitan CDC  | Revenue Bond Issuance     | DCHFA   | \$19,500,000              |
| <b>Activity Not Impacting Budget or Revenue</b>                                 |   |                           |   | <b>\$80,500,000</b>       |
| <b>7 - Total</b>  |   |                           |   | <b>\$206,915,784</b>      |
| <b>Ward: 8</b>  |   |                           |   |                           |
| 1201 Oak Drive SE   | St. Elizabeths East Housing   | Loans                     | DEPT. OF HOUSING AND COMM. DEVELOPMENT/ HOUSING PRODUCTION TRUST FUND | \$28,792,923              |
| 1915 Ridgecrest Ct SE   | NHP Foundation  | Loans                     | DEPT. OF HOUSING AND COMM. DEVELOPMENT/ HOUSING PRESERVATION FUND     | \$1,341,241               |

**Appendix III**

**Detailed Economic Development Incentives by Ward**

| <b>Subtype/<br/>Description</b>       | <b>Recipient</b>               | <b>Incentive<br/>Type</b> | <b>Agency</b>   | <b>Value of<br/>Incentive</b> |
|---------------------------------------|--------------------------------|---------------------------|---|-------------------------------|
| 2200-2210 Hunter Place SE             | 2200-2210 Hunter Place, SE     | Loans                     | DEPT. OF HOUSING AND COMM. DEVELOPMENT/ HOUSING PRODUCTION TRUST FUND | \$1,744,021                   |
| 2321 GOOD HOPE CT SE                  | WOODMONT CROSSING INVESTOR LLC | Tax Exemption             | (None - Tax Expenditure)  | \$149,428                     |
| 2395 Pomeroy Road SE                  | Stanton Square Apartments      | Loans                     | DEPT. OF HOUSING AND COMM. DEVELOPMENT/ HOUSING PRODUCTION TRUST FUND | \$17,688,687                  |
| 2409 Ainger SE                        | Ainger Place Apartments        | Loans                     | DEPT. OF HOUSING AND COMM. DEVELOPMENT/ HOUSING PRODUCTION TRUST FUND | \$10,691,242                  |
| 2513 Alabama Ave SE                   | Alabama Affordable Housing L P | Tax Exemption             | (None - Tax Expenditure)  | \$89,714                      |
| 2719 Douglass Place SE                | WC Smith                       | Loans                     | DEPT. OF HOUSING AND COMM. DEVELOPMENT/ HOUSING PRESERVATION FUND     | \$700,000                     |
| 2835 - 2841 ROBINSON PL SE            | PARKWAY OVERLOOK LP            | Tax Exemption             | (None - Tax Expenditure)  | \$173,599                     |
| 4201 - 4237 7TH ST SE                 | BELMONT CROSSING PARTNERS LLC  | Tax Exemption             | (None - Tax Expenditure)  | \$136,288                     |
| 4232 - 4238 4TH ST SE                 | 4236 4TH STREET SE LLC         | Tax Exemption             | (None - Tax Expenditure)  | \$84,522                      |
| 4301 3rd ST SE                        | Atlantic Terrace LTD           | Tax Exemption             | (None - Tax Expenditure)  | \$95,072                      |
| 4419 3rd St SE                        | Worthington Woods              | Loans                     | DEPT. OF HOUSING AND COMM. DEVELOPMENT/ HOUSING PRESERVATION FUND     | \$1,220,000                   |
| 800 SOUTHERN AVE SE                   | 800 SOUTHERN AVENUE LLC        | Tax Exemption             | (None - Tax Expenditure)  | \$227,834                     |
| BALLOU HS - MODERNIZATION/ RENOVATION | HESS CONSTRUCTION CO. INC.     | Expenditures on Contracts | DISTRICT OF COLUMBIA PUBLIC SCHOOLS                                   | \$313,789                     |
| COMMERCIAL CLEAN TEAMS                | Anacostia Clean Team           | Grants                    | DEPT OF SMALL & LOCAL BUSINESS DEVELOPMT                              | \$154,500                     |

**Appendix III**

**Detailed Economic Development Incentives by Ward**

| <b>Subtype/<br/>Description</b>          | <b>Recipient</b>                              | <b>Incentive<br/>Type</b> | <b>Agency</b>                            | <b>Value of<br/>Incentive</b> |
|--|---|---------------------------|--|-------------------------------|
| COMMERCIAL CLEAN TEAMS                   | Bellevue                                      | Grants                    | DEPT OF SMALL & LOCAL BUSINESS DEVELOPMT | \$113,500                     |
| COMMERCIAL CLEAN TEAMS                   | Congress Heights Clean Team                   | Grants                    | DEPT OF SMALL & LOCAL BUSINESS DEVELOPMT | \$124,500                     |
| COMMUNITY SERVICES - COMM REVITALIZATION | ANACOSTIA ECONOMIC DEVELO                     | Grants                    | DEPT. OF HOUSING AND COMM. DEVELOPMENT   | \$521,803                     |
| COMMUNITY SERVICES - COMM REVITALIZATION | ARCH DEVELOPMENT CORPORATION                  | Grants                    | DEPT. OF HOUSING AND COMM. DEVELOPMENT   | \$81,899                      |
| Douglass Knoll                           | Douglas Knoll Cooperative Limited Partnership | Tax Exemption             | (None - Tax Expenditure)                 | \$92,342                      |
| ECONOMIC DEVELOPMENT FINANCING           | SAINT ELIZABETHS                              | Expenditures on Contracts | DEPUTY MAYOR FOR PLANNING AND ECON DEV   | \$23,144,360                  |
| GARFIELD ES RENOVATION/ MODERNIZATION    | WKM SOLUTIONS LLC                             | Expenditures on Contracts | DISTRICT OF COLUMBIA PUBLIC SCHOOLS      | \$1,093,696                   |
| GREAT STREETS INITIATIVE                 | BANNEKER VENTURES, LLC                        | Grants                    | DEPUTY MAYOR FOR PLANNING AND ECON DEV   | \$750,000                     |
| GREAT STREETS INITIATIVE                 | BGS INTERNATIONAL LLC                         | Grants                    | DEPUTY MAYOR FOR PLANNING AND ECON DEV   | \$50,000                      |
| GREAT STREETS INITIATIVE                 | CHECK IT ENTERPRISES LLC                      | Grants                    | DEPUTY MAYOR FOR PLANNING AND ECON DEV   | \$50,000                      |
| GREAT STREETS INITIATIVE                 | DIVINE STYLES LLC                             | Grants                    | DEPUTY MAYOR FOR PLANNING AND ECON DEV   | \$47,350                      |
| GREAT STREETS INITIATIVE                 | MEDINA INC DBA SURPRISE M                     | Grants                    | DEPUTY MAYOR FOR PLANNING AND ECON DEV   | \$50,000                      |
| GREAT STREETS INITIATIVE                 | MIKU LLC DBA J&D MARKET                       | Grants                    | DEPUTY MAYOR FOR PLANNING AND ECON DEV   | \$50,000                      |
| GREAT STREETS INITIATIVE                 | SALON ON THE AVENUE LLC                       | Grants                    | DEPUTY MAYOR FOR PLANNING AND ECON DEV   | \$50,000                      |
| GREAT STREETS INITIATIVE                 | SANDA BEADS INC                               | Grants                    | DEPUTY MAYOR FOR PLANNING AND ECON DEV   | \$5,835                       |

**Appendix III**

**Detailed Economic Development Incentives by Ward**

| <b>Subtype/<br/>Description</b>   | <b>Recipient</b>  | <b>Incentive<br/>Type</b> | <b>Agency</b>   | <b>Value of<br/>Incentive</b> |
|---|---|---------------------------|---|-------------------------------|
| GREAT STREETS INITIATIVE  | ZEMEN MARKET LLC  | Grants                    | DEPUTY MAYOR FOR PLANNING AND ECON DEV                                | \$50,000                      |
| GREEN ES MODERNIZATION/RENOVATION   | KEYSTONE PLUS CONSTRUCTION COR                          | Expenditures on Contracts | DISTRICT OF COLUMBIA PUBLIC SCHOOLS                                   | \$1,143,360                   |
| Homes within Reach, Historic Anacostia  | Homes within Reach, Historic Anacostia                  | Loans                     | DEPT. OF HOUSING AND COMM. DEVELOPMENT/ HOUSING PRODUCTION TRUST FUND | \$577,419                     |
| MAIN STREETS  | CONGRESS HEIGHTS TRAINING (Desination Congress Heights) | Grants                    | DEPT OF SMALL & LOCAL BUSINESS DEVELOPMT                              | \$150,080                     |
| NEIGHBORHOOD-BASED ACTIVITIES   | LYDIA'S HOUSE   | Grants                    | DEPT. OF HOUSING AND COMM. DEVELOPMENT                                | \$503,670                     |
| ORR ES MODERNIZATION/RENOVATION   | SKANSKA USA BUILDING                                    | Expenditures on Contracts | DISTRICT OF COLUMBIA PUBLIC SCHOOLS                                   | \$11,646,340                  |
| Randle Hill Apts.   | Community Housing Inc.                                  | Loans                     | DEPT. OF HOUSING AND COMM. DEVELOPMENT/ HOUSING PRODUCTION TRUST FUND | \$13,000,000                  |
| SMALL BUSINESS TECHNICAL ASSISTANCE   | ANACOSTIA ECONOMIC DEVELO                               | Grants                    | DEPT. OF HOUSING AND COMM. DEVELOPMENT                                | \$249,020                     |
| SMALL BUSINESS TECHNICAL ASSISTANCE   | ARCH DEVELOPMENT CORPORATION                            | Grants                    | DEPT. OF HOUSING AND COMM. DEVELOPMENT                                | \$444,451                     |
| SMALL BUSINESS TECHNICAL ASSISTANCE   | CONGRESS HEIGHTS TRAINING                               | Grants                    | DEPT. OF HOUSING AND COMM. DEVELOPMENT                                | \$286,024                     |
| ST ELIZABETHS   | CH2M HILL, INC.   | Expenditures on Contracts | DEPUTY MAYOR FOR PLANNING AND ECON DEV                                | \$163,314                     |
| ST ELIZABETHS   | FURBISH COMPANY LLC                                     | Expenditures on Contracts | DEPUTY MAYOR FOR PLANNING AND ECON DEV                                | \$120,841                     |
| ST ELIZABETHS   | NEWMARK KNIGHT FRANK VALUATION                          | Expenditures on Contracts | DEPUTY MAYOR FOR PLANNING AND ECON DEV                                | \$88,100                      |
| <b>Activity Included in Fiscal Year Budget or Impacting Fiscal Year Revenue</b> |   |                           |   | <b>\$118,250,764</b>          |

**Appendix III**

**Detailed Economic Development Incentives by Ward**

| <b>Subtype/<br/>Description</b>                 | <b>Recipient</b>   | <b>Incentive<br/>Type</b>    | <b>Agency</b>                                  | <b>Value of<br/>Incentive</b> |
|---|--|------------------------------|--|-------------------------------|
| Ainger Place                                    | Ainger Place Development Corporation<br>Michaels Development Company                         | Revenue<br>Bond<br>Issuance  | DCHFA  | \$13,750,000                  |
| Education                                       | Rocketship Public Charter School   | Revenue<br>Bond<br>Issuance  | DEPUTY MAYOR FOR<br>PLANNING AND ECON<br>DEV   | \$28,075,000                  |
| Randle Hill                                     | Community Preservation and Development<br>Corp. and Randle Hill LLC                          | Revenue<br>Bond<br>Issuance  | DCHFA  | \$24,420,000                  |
| Southern Ave.                                   | Dantes Partners and Gilbane Development<br>Company and The Carding Group and H<br>Street CDC | Revenue<br>Bond<br>Issuance  | DCHFA  | \$47,000,000                  |
| St. Elizabeth                                   | Flaherty & Collins Development   | Revenue<br>Bond<br>Issuance  | DCHFA  | \$52,400,000                  |
| Stanton Square                                  | Sunrise Development Corporation and<br>Washington Business Group                             | Revenue<br>Bond<br>Issuance  | DCHFA  | \$23,098,000                  |
| <b>Activity Not Impacting Budget or Revenue</b> |  |                              |  | <b>\$188,743,000</b>          |
| <b>8 - Total</b>                                |  |                              |  | <b>\$306,993,764</b>          |
| <b>Ward: Multiple</b>                           |  |                              |  |                               |
| BUSINESS<br>DEVELOPMENT                         | BRILLIANT COLLABORATIONS LLC   | Expenditures<br>on Contracts | DEPUTY MAYOR FOR<br>PLANNING AND ECON<br>DEV   | \$123,000                     |
| BUSINESS<br>DEVELOPMENT                         | CLEARLY INNOVATIVE INC.  | Expenditures<br>on Contracts | DEPUTY MAYOR FOR<br>PLANNING AND ECON<br>DEV   | \$199,967                     |
| BUSINESS<br>DEVELOPMENT                         | NING SHAO  | Expenditures<br>on Contracts | DEPUTY MAYOR FOR<br>PLANNING AND ECON<br>DEV   | \$204,708                     |
| BUSINESS<br>DEVELOPMENT                         | THINK LOCAL FIRST DC   | Expenditures<br>on Contracts | DEPUTY MAYOR FOR<br>PLANNING AND ECON<br>DEV   | \$85,000                      |
| COMMERCIAL<br>CLEAN TEAMS                       | Dupont Circle Clean Team   | Grants                       | DEPT OF SMALL &<br>LOCAL BUSINESS<br>DEVELOPMT | \$127,000                     |
| COMMERCIAL<br>CLEAN TEAMS                       | H Street NE Clean Team   | Grants                       | DEPT OF SMALL &<br>LOCAL BUSINESS<br>DEVELOPMT | \$132,000                     |
| COMMERCIAL<br>CLEAN TEAMS                       | Mount Vernon Triangle Clean Team   | Grants                       | DEPT OF SMALL &<br>LOCAL BUSINESS<br>DEVELOPMT | \$132,000                     |
| COMMERCIAL<br>CLEAN TEAMS                       | Pennsylvania Avenue, SE Clean Team   | Grants                       | DEPT OF SMALL &<br>LOCAL BUSINESS<br>DEVELOPMT | \$113,000                     |

**Appendix III**

**Detailed Economic Development Incentives by Ward**

| <b>Subtype/<br/>Description</b>          | <b>Recipient</b>               | <b>Incentive<br/>Type</b> | <b>Agency</b>                            | <b>Value of<br/>Incentive</b> |
|--|--------------------------------|---------------------------|--|-------------------------------|
| COMMERCIAL CLEAN TEAMS                   | Shaw Clean Team                | Grants                    | DEPT OF SMALL & LOCAL BUSINESS DEVELOPMT | \$117,000                     |
| COMMUNITY OUTREACH                       | DC CHAMBER OF COMMERCE         | Expenditures on Contracts | DEPUTY MAYOR FOR PLANNING AND ECON DEV   | \$421,658                     |
| CONTRACTING AND PROCUREMENT              | BUSINESS STRATEGY CONSULTANTS  | Expenditures on Contracts | DEPUTY MAYOR FOR PLANNING AND ECON DEV   | \$194,527                     |
| CORPORATE ASSISTANCE                     | ECHELON ECONOMIC DEVELOPM      | Expenditures on Contracts | DEPUTY MAYOR FOR PLANNING AND ECON DEV   | \$171,160                     |
| DEVELOPMENT AND DISPOSITION              | CHW SOLUTIONS, INC.            | Expenditures on Contracts | DEPUTY MAYOR FOR PLANNING AND ECON DEV   | \$463,842                     |
| ECONOMIC DEVELOPMENT FINANCING           | NCI/DC HOUSING AUTHORITY       | Expenditures on Contracts | DEPUTY MAYOR FOR PLANNING AND ECON DEV   | \$4,826,227                   |
| ES/MS MODERNIZATION CAPITAL LABOR - PROG | AECOM TECHNICAL SERVICES, INC. | Expenditures on Contracts | DISTRICT OF COLUMBIA PUBLIC SCHOOLS      | \$294,111                     |
| ES/MS MODERNIZATION CAPITAL LABOR - PROG | BRAILSFORD & DUNLAVEY, INC.    | Expenditures on Contracts | DISTRICT OF COLUMBIA PUBLIC SCHOOLS      | \$1,072,935                   |
| ES/MS MODERNIZATION CAPITAL LABOR - PROG | CINNOVAS DEVELOPMENT GROUP LLC | Expenditures on Contracts | DISTRICT OF COLUMBIA PUBLIC SCHOOLS      | \$711,827                     |
| ES/MS MODERNIZATION CAPITAL LABOR - PROG | JACOBS PROJECT MANAGEMENT CO.  | Expenditures on Contracts | DISTRICT OF COLUMBIA PUBLIC SCHOOLS      | \$810,628                     |
| ES/MS MODERNIZATION CAPITAL LABOR - PROG | MARK G. ANDERSON CONSULTANTS   | Expenditures on Contracts | DISTRICT OF COLUMBIA PUBLIC SCHOOLS      | \$1,319,780                   |
| ES/MS MODERNIZATION CAPITAL LABOR - PROG | MCKISSACK & MCKISSACK OF WASH  | Expenditures on Contracts | DISTRICT OF COLUMBIA PUBLIC SCHOOLS      | \$525,343                     |
| GENERAL IMPROVEMENT-LIBRARIES            | BROUGHTON CONSTRUCTION CO LLC  | Expenditures on Contracts | DC PUBLIC LIBRARY                        | \$257,112                     |

**Appendix III**

**Detailed Economic Development Incentives by Ward**

| <b>Subtype/<br/>Description</b> | <b>Recipient</b>   | <b>Incentive<br/>Type</b> | <b>Agency</b>                            | <b>Value of<br/>Incentive</b> |
|---------------------------------|--|---------------------------|--|-------------------------------|
| GENERAL IMPROVEMENT-LIBRARIES   | DLR GROUP OF DC, P.C   | Expenditures on Contracts | DC PUBLIC LIBRARY                        | \$113,213                     |
| GENERAL IMPROVEMENT-LIBRARIES   | GILBANE BUILDING CO.   | Expenditures on Contracts | DC PUBLIC LIBRARY                        | \$239,910                     |
| GENERAL IMPROVEMENT-LIBRARIES   | RSC ELECTRICAL AND MECHANIC  | Expenditures on Contracts | DC PUBLIC LIBRARY                        | \$401,182                     |
| GENERAL IMPROVEMENT-LIBRARIES   | SMOOT GILBANE III MLK JT VENTR   | Expenditures on Contracts | DC PUBLIC LIBRARY                        | \$433,819                     |
| GENERAL IMPROVEMENT-LIBRARIES   | THE GEORGETOWN DESIGN GROUP, IN  | Expenditures on Contracts | DC PUBLIC LIBRARY                        | \$99,945                      |
| GENERAL IMPROVEMENT-LIBRARIES   | THOMPSON CONSTRUCTION PLUS LLC   | Expenditures on Contracts | DC PUBLIC LIBRARY                        | \$83,383                      |
| INDUSTRIAL REVENUE BOND         | BELLO BELLO AND ASSOCIATES   | Expenditures on Contracts | DEPUTY MAYOR FOR PLANNING AND ECON DEV   | \$137,500                     |
| INDUSTRIAL REVENUE BOND         | CREST MANAGEMENT SOLUTION  | Expenditures on Contracts | DEPUTY MAYOR FOR PLANNING AND ECON DEV   | \$187,500                     |
| INDUSTRIAL REVENUE BOND         | IMAGINE PHOTOGRAPHY, INC.  | Expenditures on Contracts | DEPUTY MAYOR FOR PLANNING AND ECON DEV   | \$98,300                      |
| MAIN STREETS                    | COLUMBIA HEIGHTS DAY INITIATIVE (Lower Georgia Avenue Main Street and Columbia Heights/Mount Pleasant Main Street) | Grants                    | DEPT OF SMALL & LOCAL BUSINESS DEVELOPMT | \$314,760                     |
| MAIN STREETS                    | SHAW MAIN STREET   | Grants                    | DEPT OF SMALL & LOCAL BUSINESS DEVELOPMT | \$150,080                     |
| NEIGHBORHOOD-BASED ACTIVITIES   | UNIVERSITY LEGAL SERVICES  | Grants                    | DEPT. OF HOUSING AND COMM. DEVELOPMENT   | \$1,489,208                   |
| NEW COMMUNITIES INITIATIVE      | ATHLETES UNITED FOR SOCIAL JUS   | Grants                    | DEPUTY MAYOR FOR PLANNING AND ECON DEV   | \$80,000                      |
| NEW COMMUNITIES INITIATIVE      | CASE WESTERN RESERVE UNIV.   | Expenditures on Contracts | DEPUTY MAYOR FOR PLANNING AND ECON DEV   | \$500,000                     |
| NEW COMMUNITIES INITIATIVE      | CONGRESS HEIGHTS TRAINING  | Grants                    | DEPUTY MAYOR FOR PLANNING AND ECON DEV   | \$270,000                     |



**Appendix III**

**Detailed Economic Development Incentives by Ward**

| <b>Subtype/<br/>Description</b> | <b>Recipient</b>                | <b>Incentive<br/>Type</b> | <b>Agency</b>                          | <b>Value of<br/>Incentive</b> |
|---------------------------------|---------------------------------|---------------------------|--|-------------------------------|
| NEW COMMUNITIES INITIATIVE      | CSG ADVISORS INC                | Expenditures on Contracts | DEPUTY MAYOR FOR PLANNING AND ECON DEV | \$282,276                     |
| NEW COMMUNITIES INITIATIVE      | DANCE INSTITUTE OF WASHINGTON   | Grants                    | DEPUTY MAYOR FOR PLANNING AND ECON DEV | \$40,000                      |
| NEW COMMUNITIES INITIATIVE      | DC SCORES                       | Grants                    | DEPUTY MAYOR FOR PLANNING AND ECON DEV | \$80,000                      |
| NEW COMMUNITIES INITIATIVE      | EAST RIVER FAMILY STRENGTHENING | Grants                    | DEPUTY MAYOR FOR PLANNING AND ECON DEV | \$40,000                      |
| NEW COMMUNITIES INITIATIVE      | EXACT CHANGE STRATEGIES L       | Expenditures on Contracts | DEPUTY MAYOR FOR PLANNING AND ECON DEV | \$40,000                      |
| NEW COMMUNITIES INITIATIVE      | FAR SOUTHEAST FAMILY            | Grants                    | DEPUTY MAYOR FOR PLANNING AND ECON DEV | \$515,000                     |
| NEW COMMUNITIES INITIATIVE      | HOMES FOR HOPE                  | Grants                    | DEPUTY MAYOR FOR PLANNING AND ECON DEV | \$712,400                     |
| NEW COMMUNITIES INITIATIVE      | HOUSING IN TRANSITION, INC.     | Grants                    | DEPUTY MAYOR FOR PLANNING AND ECON DEV | \$890,000                     |
| NEW COMMUNITIES INITIATIVE      | SOCIAL SOLUTIONS GLOBAL         | Expenditures on Contracts | DEPUTY MAYOR FOR PLANNING AND ECON DEV | \$48,000                      |
| NEW COMMUNITIES INITIATIVE      | STOVER AND ASSOCIATES LLC       | Expenditures on Contracts | DEPUTY MAYOR FOR PLANNING AND ECON DEV | \$38,980                      |
| NEW COMMUNITIES INITIATIVE      | THE COMMUNITY BUILDERS INC      | Grants                    | DEPUTY MAYOR FOR PLANNING AND ECON DEV | \$125,000                     |
| NEW COMMUNITIES INITIATIVE      | THE HIGHER ACHIEVEMENT PROGRAM  | Grants                    | DEPUTY MAYOR FOR PLANNING AND ECON DEV | \$40,000                      |
| NEW COMMUNITIES INITIATIVE      | THE LITERACY LAB                | Grants                    | DEPUTY MAYOR FOR PLANNING AND ECON DEV | \$40,000                      |
| NEW COMMUNITIES INITIATIVE      | WASHINGTON TENNIS & EDUCATION   | Grants                    | DEPUTY MAYOR FOR PLANNING AND ECON DEV | \$40,000                      |
| NEW COMMUNITIES INITIATIVE      | WHITMAN WALKER CLINIC, INC.     | Grants                    | DEPUTY MAYOR FOR PLANNING AND ECON DEV | \$40,000                      |

**Appendix III**

**Detailed Economic Development Incentives by Ward**

| <b>Subtype/<br/>Description</b>   | <b>Recipient</b>                     | <b>Incentive<br/>Type</b> | <b>Agency</b>                          | <b>Value of<br/>Incentive</b> |
|---|--------------------------------------|---------------------------|--|-------------------------------|
| Transitional Employment   | Capital Area Asset Building          | Grants                    | DEPARTMENT OF EMPLOYMENT SERVICES      | \$81,117                      |
| Transitional Employment   | Echelon Community SVCS INC           | Grants                    | DEPARTMENT OF EMPLOYMENT SERVICES      | \$343,050                     |
| WASHINGTON DC ECONOMIC PARTNERSHIP  | WASHINGTON DC ECONOMIC PARTNER       | Grants                    | DEPUTY MAYOR FOR PLANNING AND ECON DEV | \$3,000,000                   |
| Combined TIF Debt   | Bondholders                          | TIF Debt Service          | Misc Funds                             | \$1,238,147                   |
| East River Residential Projects   | EAST RIVER PRESERVATION PARTNERS LLC | Tax Exemption             | (None - Tax Expenditure)               | \$100,091                     |
| Housing Production Trust Fund   | Bondholders                          | Revenue Bond Debt Service | Misc Funds                             | \$7,828,539                   |
| Income Tax Credits: QHTCs   | 159 Recipients                       | District Tax Credits      | (None - Tax Expenditure)               | \$25,730,903                  |
| Parkside Terrace Development Project  | Parkside Terrace Development LLC     | Tax Exemption             | (None - Tax Expenditure)               | \$306,224                     |
| Qualified Supermarkets (Personal Property and materials used in development)    | (Aggregate)                          | Tax Exemption             | (None - Tax Expenditure)               | \$1,458,000                   |
| <b>Activity Included in Fiscal Year Budget or Impacting Fiscal Year Revenue</b> |                                      |                           |  | <b>\$36,661,904</b>           |
| <b>Multiple - Total</b>   |                                      |                           |  | <b>\$36,661,904</b>           |

**Appendix IV**

**Detailed Economic Development Dollars by Recipient**

| <b>Subtype/<br/>Description</b>         | <b>Recipient</b>                          | <b>Incentive<br/>Type</b> | <b>Agency</b>            | <b>Ward</b> | <b>Value of<br/>Incentive</b> |
|---|---|---------------------------|--------------------------|-------------|-------------------------------|
| CLEVELAND PARK LIBRARY                  | GILBANE BUILDING CO.                      | Expenditures on Contracts | DC PUBLIC LIBRARY        | 3           | \$359,212                     |
| GEORGIA AVE NW                          | 3232 GEORGIA RESIDENTIAL LLC              | Tax Exemption             | (None - Tax Expenditure) | 1           | \$122,522                     |
| GEORGIA AVE NW                          | 3910 GEORGIA AVE ASSOCIATES LP 1-A        | Tax Abatement             | (None - Tax Expenditure) | 4           | \$9,442                       |
| GEORGIA AVE NW                          | ABRAMS HALL SENIOR LP                     | Tax Exemption             | (None - Tax Expenditure) | 4           | \$918,902                     |
| H ST NW                                 | 801 NEW JERSEY PHASE 1 LLC                | Tax Abatement             | (None - Tax Expenditure) | 6           | \$868,767                     |
| K ST NW                                 | MOUNT VERNON DEVELOPMENT GROUP LLC        | Tax Abatement             | (None - Tax Expenditure) | 6           | \$12,636                      |
| MARTIN LUTHER KING JR. MEMORIAL CENTRAL | ALTERNATIVES RENEWABLE SO                 | Expenditures on Contracts | DC PUBLIC LIBRARY        | 2           | \$468,922                     |
| MARTIN LUTHER KING JR. MEMORIAL CENTRAL | LYNCH DEVELOPMENT ADVISORS LLC            | Expenditures on Contracts | DC PUBLIC LIBRARY        | 2           | \$842,292                     |
| MARTIN LUTHER KING JR. MEMORIAL CENTRAL | MARTINEZ & JOHNSON ARCHITECTUR            | Expenditures on Contracts | DC PUBLIC LIBRARY        | 2           | \$346,088                     |
| MARTIN LUTHER KING JR. MEMORIAL CENTRAL | OTJ ARCHITECTS INC                        | Expenditures on Contracts | DC PUBLIC LIBRARY        | 2           | \$1,571,278                   |
| MARTIN LUTHER KING JR. MEMORIAL CENTRAL | SMOOT GILBANE III MLK JT VENTR            | Expenditures on Contracts | DC PUBLIC LIBRARY        | 2           | \$40,729,028                  |
| MARTIN LUTHER KING JR. MEMORIAL CENTRAL | SMOOT/GILBANE, A JOINT VENTURE            | Expenditures on Contracts | DC PUBLIC LIBRARY        | 2           | \$24,788,225                  |
| 0055 M ST NE                            | ARCHSTONE NORTH CAPITOL HILL              | Tax Abatement             | (None - Tax Expenditure) | 6           | \$1,086,522                   |
| 0060 L ST NE                            | NOMA DEVELOPMENT LLC                      | Tax Abatement             | (None - Tax Expenditure) | 6           | \$984,275                     |
| 0100 FLORIDA AV NE                      | WASHINGTON GATEWAY APARTMENTS VENTURE LLC | Tax Abatement             | (None - Tax Expenditure) | 5           | \$2,328,888                   |
| 0120 45TH ST NE R-2                     | BENNING RESIDENTIAL LLC                   | Tax Exemption             | (None - Tax Expenditure) | 7           | \$146,458                     |

**Appendix IV**

**Detailed Economic Development Dollars by Recipient**

| <b>Subtype/<br/>Description</b> | <b>Recipient</b>                      | <b>Incentive<br/>Type</b> | <b>Agency</b>  | <b>Ward</b> | <b>Value of<br/>Incentive</b> |
|---------------------------------|---------------------------------------|---------------------------|--|-------------|-------------------------------|
| 0125 CANAL ST SE                | CAPITOL HOUSING PARTNERS LLC          | Tax<br>Exemption          | (None - Tax<br>Expenditure)  | 6           | \$882,814                     |
| 0140 M ST NE                    | THE FLATS 140 DC RESIDENTIAL LLC      | Tax<br>Abatement          | (None - Tax<br>Expenditure)  | 6           | \$652,535                     |
| 0300 D ST SW                    | THE MUSEUM OF THE BIBLE INC           | Tax<br>Exemption          | (None - Tax<br>Expenditure)  | 6           | \$585,811                     |
| 0340 FLORIDA<br>AVE NE          | GATEWAY MARKET (SOE) LLC              | Tax<br>Abatement          | (None - Tax<br>Expenditure)  | 5           | \$309,928                     |
| 0371 MORSE ST<br>NE             | GATEWAY MARKET (SOE) LLC              | Tax<br>Abatement          | (None - Tax<br>Expenditure)  | 5           | \$41,137                      |
| 0514 10TH ST NW                 | FORD'S THEATRE SOCIETY                | Tax<br>Exemption          | (None - Tax<br>Expenditure)  | 2           | \$77,767                      |
| 0600<br>KENILWORTH AVE<br>NE    | CI GD PARKSIDE 7 LLC                  | Tax<br>Abatement          | (None - Tax<br>Expenditure)  | 7           | \$188,754                     |
| 0601 L ST SE 1                  | SQUARE 882N AFFORDABLE LP             | Tax<br>Exemption          | (None - Tax<br>Expenditure)  | 6           | \$96,613                      |
| 0601 EDGEWOOD<br>ST NE          | EDGEWOOD TERRACE ONE LLC              | Tax<br>Exemption          | (None - Tax<br>Expenditure)  | 5           | \$245,214                     |
| 0801 13TH ST NW                 | NATIONAL MUSEUM WOMEN IN ARTS         | Tax<br>Exemption          | (None - Tax<br>Expenditure)  | 2           | \$387,599                     |
| 0820 1ST ST NE                  | UNIZO REAL ESTATE DC THREE LLC        | Tax<br>Abatement          | (None - Tax<br>Expenditure)  | 6           | \$2,702,977                   |
| 0950 3RD ST NW                  | MOUNT VERNON DEVELOPMENT<br>GROUP LLC | Tax<br>Abatement          | (None - Tax<br>Expenditure)  | 6           | \$105,515                     |
| 101 41st NE                     | Urban Matters and CRG Holdings        | Loans                     | DEPT. OF HOUSING<br>AND COMM.<br>DEVELOPMENT/<br>HOUSING<br>PRESERVATION<br>FUND | 7           | \$322,264                     |
| 1035 4TH ST NW                  | PLAZA WEST LLC                        | Tax<br>Exemption          | (None - Tax<br>Expenditure)  | 6           | \$545,161                     |
| 1050 NEW JERSEY<br>AV           | GOLDEN RULE PLAZA INC                 | Tax<br>Exemption          | (None - Tax<br>Expenditure)  | 6           | \$490,839                     |
| 1100 2ND PL SE 2                | SQUARE 769N AFFORDABLE OWNER<br>LLC   | Tax<br>Exemption          | (None - Tax<br>Expenditure)  | 6           | \$88,732                      |
| 1101 Euclid Street<br>NW        | 1101 Euclid Street NW                 | Loans                     | DEPT. OF HOUSING<br>AND COMM.<br>DEVELOPMENT/<br>HOUSING<br>PRESERVATION<br>FUND | 1           | \$640,000                     |

**Appendix IV**

**Detailed Economic Development Dollars by Recipient**

| <b>Subtype/<br/>Description</b> | <b>Recipient</b>                                | <b>Incentive<br/>Type</b> | <b>Agency</b>   | <b>Ward</b> | <b>Value of<br/>Incentive</b> |
|---------------------------------|---|---------------------------|---|-------------|-------------------------------|
| 1111 MASSACHUSETTS AVE NW       | MASS PLACE APARTMENTS LLC                       | Tax Exemption             | (None - Tax Expenditure)  | 2           | \$383,379                     |
| 1160 1ST ST NE                  | ARCHSTONE NORTH CAPITOL HILL LP                 | Tax Abatement             | (None - Tax Expenditure)  | 6           | \$1,666,945                   |
| 1200 NORTH CAPITOL ST NW        | TYLER HOUSE ASSOCIATES 95 L.P.                  | Tax Exemption             | (None - Tax Expenditure)  | 6           | \$785,289                     |
| 1201 Oak Drive SE               | St. Elizabeths East Housing                     | Loans                     | DEPT. OF HOUSING AND COMM. DEVELOPMENT/ HOUSING PRODUCTION TRUST FUND | 8           | \$28,792,923                  |
| 130 M ST NE                     | THE FLATS 130 DC RESIDENTIAL LLC                | Tax Abatement             | (None - Tax Expenditure)  | 6           | \$1,754,068                   |
| 1301 - 1339 5TH ST NW           | SECOND NW COOPERATIVE HME                       | Tax Exemption             | (None - Tax Expenditure)  | 6           | \$95,126                      |
| 1313 - 1333 H ST NE             | ATLAS PERFORMING ARTS CENTER                    | Tax Exemption             | (None - Tax Expenditure)  | 6           | \$594,159                     |
| 1325 UPSHUR ST NW               | SENIOR CITIZENS HOUSING DEVELOPMENT CORPORATION | Tax Exemption             | (None - Tax Expenditure)  | 4           | \$127,406                     |
| 1325 W ST NW R-4                | SHF 1 14W LLC                                   | Tax Abatement             | (None - Tax Expenditure)  | 1           | \$482,503                     |
| 1330 7TH ST NW                  | 1330 SEVENTH STREET LIMITED PARTNERSHIP         | Tax Exemption             | (None - Tax Expenditure)  | 6           | \$653,739                     |
| 1331 L ST NW                    | MANGER 8-10-34 TRUST PARTNERS LLC               | Tax Abatement             | (None - Tax Expenditure)  | 2           | \$1,110,881                   |
| 1350 - 1358 FAIRMONT ST NW      | FPE LP  | Tax Exemption             | (None - Tax Expenditure)  | 1           | \$149,517                     |
| 1360 FLORIDA AVE NE             | CAPITAL FRINGE INC                              | Tax Exemption             | (None - Tax Expenditure)  | 5           | \$80,333                      |
| 1400 IRVING ST NW               | COLUMBIA HEIGHTS VENTURES PARCEL 26 LLC         | Tax Exemption             | (None - Tax Expenditure)  | 1           | \$342,535                     |
| 1440-1450 V ST NW               | PORTNER FLATS LLC                               | Tax Exemption             | (None - Tax Expenditure)  | 1           | \$125,179                     |
| 1444 IRVING ST NW               | HIGHLAND PARK WEST INVESTORS LLC                | Tax Exemption             | (None - Tax Expenditure)  | 1           | \$219,223                     |
| 1460 Euclid Street NW           | Jubilee Euclid                                  | Loans                     | DEPT. OF HOUSING AND COMM. DEVELOPMENT/ HOUSING PRESERVATION FUND     | 1           | \$425,000                     |

**Appendix IV**

**Detailed Economic Development Dollars by Recipient**

| Subtype/<br>Description          | Recipient                                     | Incentive<br>Type           | Agency   | Ward | Value of<br>Incentive |
|----------------------------------|---|-----------------------------|--|------|-----------------------|
| 1460 Euclid Street<br>NW         | Jubilee Euclid - Predevelopment               | Loans                       | DEPT. OF HOUSING<br>AND COMM.<br>DEVELOPMENT/<br>HOUSING<br>PRODUCTION TRUST<br>FUND | 1    | \$100,000             |
| 1474 COLUMBIA<br>RD NW Unit: 109 | JUBILEE MAYCROFT APARTMENTS<br>LP             | Tax<br>Exemption            | (None - Tax<br>Expenditure)  | 1    | \$202,966             |
| 150 HARRY<br>THOMAS WAY NE       | 151 Q STREET RESIDENTIAL LLC                  | Tax<br>Abatement            | (None - Tax<br>Expenditure)  | 5    | \$53,508              |
| 150 Q ST NE                      | 151 Q STREET RESIDENTIAL LLC                  | Tax<br>Abatement            | (None - Tax<br>Expenditure)  | 5    | \$338,653             |
| 1501 - 1509 14TH<br>ST NW        | THE STUDIO THEATRE INC                        | Tax<br>Exemption            | (None - Tax<br>Expenditure)  | 2    | \$186,357             |
| 151 Q ST NE                      | 151 Q STREET RESIDENTIAL LLC                  | Tax<br>Abatement            | (None - Tax<br>Expenditure)  | 5    | \$689,672             |
| 1526 NEW<br>HAMPSHIRE AVE<br>NW  | WOMANS NATL DEMOCRATIC CLUB                   | Tax<br>Exemption            | (None - Tax<br>Expenditure)  | 2    | \$127,069             |
| 1550 7TH ST NW                   | JMP APARTMENTS LLC                            | Tax<br>Abatement            | (None - Tax<br>Expenditure)  | 6    | \$1,425,403           |
| 1550 First Street                | DBT Development Group, LLC                    | Revenue<br>Bond<br>Issuance | DCHFA  | 6    | \$21,600,000          |
| 1600 1ST ST NW                   | NORTHWEST COOPERATIVE HOMES                   | Tax<br>Exemption            | (None - Tax<br>Expenditure)  | 5    | \$115,627             |
| 1600 21ST ST NW                  | THE PHILLIPS COLLECTION                       | Tax<br>Exemption            | (None - Tax<br>Expenditure)  | 2    | \$450,533             |
| 1616 MARION ST<br>NW             | ASBURY DWELLINGS INC                          | Tax<br>Exemption            | (None - Tax<br>Expenditure)  | 6    | \$203,103             |
| 1701 - 1713<br>BENNING RD NE     | GALES PLACE ASSOCIATES LIMITED<br>PARTNERSHIP | Tax<br>Exemption            | (None - Tax<br>Expenditure)  | 6    | \$98,392              |
| 1718-1722 7TH ST<br>NW           | CHANNING PHILLIPS HOMES LLC                   | Tax<br>Exemption            | (None - Tax<br>Expenditure)  | 6    | \$642,009             |
| 1724 Kalorama<br>Road NW         | Jubilee Kalorama                              | Loans                       | DEPT. OF HOUSING<br>AND COMM.<br>DEVELOPMENT/<br>HOUSING<br>PRODUCTION TRUST<br>FUND | 1    | \$100,000             |
| 1726-1734 7TH ST<br>NW           | LINCOLN-WESTMORELAND HOUSING                  | Tax<br>Exemption            | (None - Tax<br>Expenditure)  | 6    | \$548,427             |
| 1736 Rhode Island                | Lock 7 Development                            | Revenue<br>Bond<br>Issuance | DCHFA  | 5    | \$12,200,000          |

**Appendix IV**

**Detailed Economic Development Dollars by Recipient**

| <b>Subtype/<br/>Description</b> | <b>Recipient</b>               | <b>Incentive<br/>Type</b> | <b>Agency</b>   | <b>Ward</b> | <b>Value of<br/>Incentive</b> |
|---------------------------------|--------------------------------|---------------------------|---|-------------|-------------------------------|
| 1736 Rhode Island Avenue NE     | 1736 Rhode Island Avenue NE    | Loans                     | DEPT. OF HOUSING AND COMM. DEVELOPMENT/ HOUSING PRODUCTION TRUST FUND | 5           | \$7,948,359                   |
| 1805 7TH ST NW 100              | UNITED NEGRO COLLEGE FUND INC  | Tax Abatement             | (None - Tax Expenditure)  | 1           | \$408,985                     |
| 1915 Ridgecrest Ct SE           | NHP Foundation                 | Loans                     | DEPT. OF HOUSING AND COMM. DEVELOPMENT/ HOUSING PRESERVATION FUND     | 8           | \$1,341,241                   |
| 1923 Vermont Ave NW             | Community Three Grimke LLC     | Dispositions              | DEPUTY MAYOR FOR PLANNING AND ECON DEV                                | 1           | \$12,807,697                  |
| 2 M ST NE                       | 2 M STREET REDEVELOPMENT LLC   | Tax Abatement             | (None - Tax Expenditure)  | 6           | \$769,349                     |
| 200 Q ST NE                     | 151 Q STREET RESIDENTIAL LLC   | Tax Abatement             | (None - Tax Expenditure)  | 5           | \$487,017                     |
| 2008 - 2014 MARYLAND AV NE      | CARVER TERRACE LP              | Tax Exemption             | (None - Tax Expenditure)  | 5           | \$230,660                     |
| 201 Q ST NE                     | 151 Q STREET RESIDENTIAL LLC   | Tax Abatement             | (None - Tax Expenditure)  | 5           | \$44,854                      |
| 2200-2210 Hunter Place SE       | 2200-2210 Hunter Place, SE     | Loans                     | DEPT. OF HOUSING AND COMM. DEVELOPMENT/ HOUSING PRODUCTION TRUST FUND | 8           | \$1,744,021                   |
| 2305 14TH ST NW                 | VIEW 14 INVESTMENTS LLC        | Tax Exemption             | (None - Tax Expenditure)  | 1           | \$927,354                     |
| 2321 4TH ST NE                  | 2321 4TH STREET LLC            | Tax Exemption             | (None - Tax Expenditure)  | 5           | \$402,717                     |
| 2321 GOOD HOPE CT SE            | WOODMONT CROSSING INVESTOR LLC | Tax Exemption             | (None - Tax Expenditure)  | 8           | \$149,428                     |
| 2323 PENNSYLVANIA AVE SE        | 2300 PENNSYLVANIA AVENUE LLC   | Tax Abatement             | (None - Tax Expenditure)  | 7           | \$122,483                     |
| 2395 Pomeroy Road SE            | Stanton Square Apartments      | Loans                     | DEPT. OF HOUSING AND COMM. DEVELOPMENT/ HOUSING PRODUCTION TRUST FUND | 8           | \$17,688,687                  |

**Appendix IV**

**Detailed Economic Development Dollars by Recipient**

| <b>Subtype/<br/>Description</b> | <b>Recipient</b>                          | <b>Incentive<br/>Type</b> | <b>Agency</b>   | <b>Ward</b> | <b>Value of<br/>Incentive</b> |
|---------------------------------|---|---------------------------|---|-------------|-------------------------------|
| 2400 N ST NW                    | American College of Cardiology Foundation | Tax Exemption             | (None - Tax Expenditure)  | 2           | \$1,605,093                   |
| 2401 FOXHALL RD NW              | DAVID LLOYD KREEGER FOUNDATION            | Tax Exemption             | (None - Tax Expenditure)  | 3           | \$272,705                     |
| 2401 WASHINGTON PL NE           | ISRAEL SENIOR RESIDENCES LLC              | Tax Exemption             | (None - Tax Expenditure)  | 5           | \$79,504                      |
| 2409 Ainger SE                  | Ainger Place Apartments                   | Loans                     | DEPT. OF HOUSING AND COMM. DEVELOPMENT/ HOUSING PRODUCTION TRUST FUND | 8           | \$10,691,242                  |
| 25 MASSACHUSETTS AVE NW         | T-C REPUBLIC SQUARE OWNER LLC             | Tax Abatement             | (None - Tax Expenditure)  | 6           | \$5,225,116                   |
| 250 K ST NE                     | UNION PLACE PHASE I LLC                   | Tax Abatement             | (None - Tax Expenditure)  | 6           | \$1,327,627                   |
| 2513 Alabama Ave SE             | Alabama Affordable Housing L P            | Tax Exemption             | (None - Tax Expenditure)  | 8           | \$89,714                      |
| 2524 17TH ST NW                 | GLENN ARMS PRESERVATION LP                | Tax Exemption             | (None - Tax Expenditure)  | 1           | \$92,701                      |
| 2700 CONNECTICUT AVE NW         | 2700 CONECTICUT AVENUE LLC                | Tax Abatement             | (None - Tax Expenditure)  | 3           | \$137,833                     |
| 2701 CALVERT ST NW              | FHF I WOODLEY PARK LLC                    | Tax Exemption             | (None - Tax Expenditure)  | 3           | \$1,068,239                   |
| 2719 Douglass Place SE          | WC Smith                                  | Loans                     | DEPT. OF HOUSING AND COMM. DEVELOPMENT/ HOUSING PRESERVATION FUND     | 8           | \$700,000                     |
| 2801 14TH ST NW                 | SAMUEL J SIMMONS NCBA ESTATES #1          | Tax Exemption             | (None - Tax Expenditure)  | 1           | \$348,156                     |
| 2835 - 2841 ROBINSON PL SE      | PARKWAY OVERLOOK LP                       | Tax Exemption             | (None - Tax Expenditure)  | 8           | \$173,599                     |
| 2900 14TH ST NW                 | COLUMBIA HGTS VILLAGE APARTMENT LP        | Tax Exemption             | (None - Tax Expenditure)  | 1           | \$1,117,692                   |
| 300 - 380 H ST NE               | STEUART H STREET LLC                      | Tax Abatement             | (None - Tax Expenditure)  | 6           | \$760,610                     |



**Appendix IV**

**Detailed Economic Development Dollars by Recipient**

| Subtype/<br>Description                | Recipient   | Incentive<br>Type     | Agency  | Ward | Value of<br>Incentive |
|--|---|-----------------------|---|------|-----------------------|
| 3218 Wisconsin Avenue NW               | 3218 Wisconsin Avenue Cooperative                       | Loans                 | DEPT. OF HOUSING AND COMM. DEVELOPMENT/ HOUSING PRESERVATION FUND     | 3    | \$982,300             |
| 3300 14TH ST NW                        | SAMUEL KELSEY REDEVELOPMENT LIMITED PARTNERSHIP         | Tax Exemption         | (None - Tax Expenditure)  | 1    | \$455,051             |
| 3500 14TH ST NW                        | CAVALIER APARTMENTS LP                                  | Tax Exemption         | (None - Tax Expenditure)  | 1    | \$347,015             |
| 3500 East Cap/The Solstice Phase II    | MidAtlantic Realty Partners and Taylor Adams Associates | Revenue Bond Issuance | DCHFA   | 7    | \$18,600,000          |
| 3500 East Capitol Street NE (Phase II) | MidAtlantic Realty Partners LLC                         | Loans                 | DEPT. OF HOUSING AND COMM. DEVELOPMENT/ HOUSING PRODUCTION TRUST FUND | 7    | \$16,135,936          |
| 3501 - 3547 EAST CAPITOL ST SE         | MILESTONE EAST CAPITOL 3 LLC                            | Tax Exemption         | (None - Tax Expenditure)  | 7    | \$79,925              |
| 3712 - 3722 HAYES ST NE                | JAY STREET ASSOCIATES                                   | Tax Exemption         | (None - Tax Expenditure)  | 7    | \$314,739             |
| 3720 - 3820 HAYES ST NE                | MAYFAIR MANSIONS LIMITED PARTNERSHIP                    | Tax Exemption         | (None - Tax Expenditure)  | 7    | \$264,752             |
| 3910 - 3912 GEORGIA AVE NW             | 3910 GEORGIA AVE ASSOCIATES LP 1-A                      | Tax Abatement         | (None - Tax Expenditure)  | 4    | \$178,698             |
| 4000 MASSACHUSETTS AVE NW              | EDWARD H KAPLAN   | Tax Abatement         | (None - Tax Expenditure)  | 3    | \$1,754,922           |
| 410 Cedar Street NW                    | Joseph Development, Inc.                                | Loans                 | DEPT. OF HOUSING AND COMM. DEVELOPMENT/ HOUSING PRESERVATION FUND     | 4    | \$1,250,000           |
| 4100 Georgia Ave NW                    | 4100 Georgia Ave Limited Partnership                    | Tax Exemption         | (None - Tax Expenditure)  | 4    | \$143,277             |
| 4155 LINNEAN AVE NW                    | HILLWOOD ESTATE MUSEUM AND GARDENS                      | Tax Exemption         | (None - Tax Expenditure)  | 3    | \$658,496             |
| 4200 - 4268 EAST CAPITOL ST NE         | STANDARD FCP VENTURE LP                                 | Tax Exemption         | (None - Tax Expenditure)  | 7    | \$335,871             |
| 4201 - 4237 7TH ST SE                  | BELMONT CROSSING PARTNERS LLC                           | Tax Exemption         | (None - Tax Expenditure)  | 8    | \$136,288             |
| 4232 - 4238 4TH ST SE                  | 4236 4TH STREET SE LLC                                  | Tax Exemption         | (None - Tax Expenditure)  | 8    | \$84,522              |

**Appendix IV**

**Detailed Economic Development Dollars by Recipient**

| <b>Subtype/<br/>Description</b>            | <b>Recipient</b>  | <b>Incentive<br/>Type</b>   | <b>Agency</b>  | <b>Ward</b> | <b>Value of<br/>Incentive</b> |
|--|---|-----------------------------|--|-------------|-------------------------------|
| 4301 3rd ST SE                             | Atlantic Terrace LTD  | Tax<br>Exemption            | (None - Tax<br>Expenditure)  | 8           | \$95,072                      |
| 4341 E ST SE                               | BENNING HEIGHTS INVESTOR LLC  | Tax<br>Exemption            | (None - Tax<br>Expenditure)  | 7           | \$141,702                     |
| 4419 3rd St SE                             | Worthington Woods   | Loans                       | DEPT. OF HOUSING<br>AND COMM.<br>DEVELOPMENT/<br>HOUSING<br>PRESERVATION<br>FUND     | 8           | \$1,220,000                   |
| 450 7TH ST NW<br>00003                     | LANSBURGH THEATER INC   | Tax<br>Exemption            | (None - Tax<br>Expenditure)  | 2           | \$540,873                     |
| 4800 NANNIE<br>HELEN<br>BURROUGHS AV<br>NE | 4800 NHB LP   | Tax<br>Exemption            | (None - Tax<br>Expenditure)  | 7           | \$440,496                     |
| 4921 GEORGIA AV<br>NW                      | COLONY HOUSE NONPROFIT<br>HOUSING CORPORATION   | Tax<br>Exemption            | (None - Tax<br>Expenditure)  | 4           | \$100,260                     |
| 5000-5040 New<br>Hampshire NW              | Wesley Housing  | Loans                       | DEPT. OF HOUSING<br>AND COMM.<br>DEVELOPMENT/<br>HOUSING<br>PRESERVATION<br>FUND     | 4           | \$1,250,000                   |
| 5201 Hayes ST NE                           | Deanwood Hills LLC  | Tax<br>Exemption            | (None - Tax<br>Expenditure)  | 7           | \$128,104                     |
| 5233 NORTH<br>CAPITOL ST NE                | NORTH CAPITOL AT PLYMOUTH INC   | Tax<br>Exemption            | (None - Tax<br>Expenditure)  | 5           | \$111,065                     |
| 5432<br>CONNECTICUT<br>AVE NW              | BCB APARTMENTS LLC  | Tax<br>Abatement            | (None - Tax<br>Expenditure)  | 3           | \$121,662                     |
| 555 E Street SW                            | 555 E Street SW   | Loans                       | DEPT. OF HOUSING<br>AND COMM.<br>DEVELOPMENT/<br>HOUSING<br>PRODUCTION TRUST<br>FUND | 6           | \$10,947,095                  |
| 555 E Street Senior<br>Project             | Potomac Investment Properties, Inc.<br>Adams Investmen Group, LLC<br>DC Strategy Group, LLC<br>Paramount Development, LLC | Revenue<br>Bond<br>Issuance | DCHFA  | 6           | \$12,000,000                  |
| 5912 14th Street<br>NW                     | 5912 Missouri Cooperative Association   | Loans                       | DEPT. OF HOUSING<br>AND COMM.<br>DEVELOPMENT/<br>HOUSING<br>PRODUCTION TRUST<br>FUND | 4           | \$3,459,372                   |

**Appendix IV**

**Detailed Economic Development Dollars by Recipient**

| Subtype/<br>Description                  | Recipient                                   | Incentive<br>Type            | Agency   | Ward | Value of<br>Incentive |
|--|---|------------------------------|--|------|-----------------------|
| 5912 14th Street<br>NW                   | The 5912 Missouri Tenants Association       | Loans                        | DEPT. OF HOUSING<br>AND COMM.<br>DEVELOPMENT/<br>HOUSING<br>PRESERVATION<br>FUND     | 4    | \$845,987             |
| 620 F ST NW THEA                         | HARMAN CENTER LLC                           | Tax<br>Exemption             | (None - Tax<br>Expenditure)  | 2    | \$999,324             |
| 6505 14TH ST NW                          | LUZON ASSOCIATES LP                         | Tax<br>Abatement             | (None - Tax<br>Expenditure)  | 4    | \$62,513              |
| 6601 14TH ST NW                          | LUZON ASSOCIATES LP                         | Tax<br>Abatement             | (None - Tax<br>Expenditure)  | 4    | \$64,546              |
| 6650 GEORGIA<br>AVE NW                   | TAKOMA PLACE INVESTOR LLC                   | Tax<br>Exemption             | (None - Tax<br>Expenditure)  | 4    | \$109,401             |
| 7144 13TH ST NW                          | CHILDREN'S NATIONAL AT WALTER<br>REED LLC   | Tax<br>Exemption             | (None - Tax<br>Expenditure)  | 4    | \$2,071,046           |
| 77 H ST NW                               | 801 NEW JERSEY PHASE 1 LLC                  | Tax<br>Abatement             | (None - Tax<br>Expenditure)  | 6    | \$199,649             |
| 800 6TH ST NW                            | WASHINGTON CHINATOWN<br>DEVELOPMENT COMPANY | Tax<br>Exemption             | (None - Tax<br>Expenditure)  | 2    | \$394,101             |
| 800 Kenilworth Ave<br>NE                 | Kenilworth Ave Apartments LLC               | Tax<br>Exemption             | (None - Tax<br>Expenditure)  | 7    | \$158,278             |
| 800 SOUTHERN<br>AVE SE                   | 800 SOUTHERN AVENUE LLC                     | Tax<br>Exemption             | (None - Tax<br>Expenditure)  | 8    | \$227,834             |
| 850 QUINCY ST<br>NW                      | THE REALTY ASSOCIATES FUND X<br>LP          | Tax<br>Exemption             | (None - Tax<br>Expenditure)  | 4    | \$274,777             |
| 901 E ST NW                              | THE PEW CHARITABLE TRUSTS                   | Tax<br>Exemption             | (None - Tax<br>Expenditure)  | 2    | \$1,165,021           |
| 901 Rhode Island<br>Ave NW               | Phyllis Wheatley Redevelopment LLC          | Tax<br>Exemption             | (None - Tax<br>Expenditure)  | 2    | \$144,793             |
| 930 Randolph<br>Street NW                | Petworth Station Feb 2018                   | Loans                        | DEPT. OF HOUSING<br>AND COMM.<br>DEVELOPMENT/<br>HOUSING<br>PRODUCTION TRUST<br>FUND | 4    | \$7,972,536           |
| 931 Longfellow<br>Street NW              | Brightwood Gardens                          | Loans                        | DEPT. OF HOUSING<br>AND COMM.<br>DEVELOPMENT/<br>HOUSING<br>PRODUCTION TRUST<br>FUND | 4    | \$2,581,255           |
| ADAMS ES<br>MODERNIZATION/<br>RENOVATION | CHIARAMONTE CONSTRUCTION<br>COMP            | Expenditures<br>on Contracts | DISTRICT OF<br>COLUMBIA PUBLIC<br>SCHOOLS  | 1    | \$3,231,592           |

**Appendix IV**

**Detailed Economic Development Dollars by Recipient**

| <b>Subtype/<br/>Description</b>          | <b>Recipient</b>   | <b>Incentive<br/>Type</b> | <b>Agency</b>                          | <b>Ward</b> | <b>Value of<br/>Incentive</b> |
|--|--|---------------------------|--|-------------|-------------------------------|
| AFFORDABLE HOUSING PROJECT FINANCING     | JUBILEE HOUSING INC.   | Grants                    | DEPT. OF HOUSING AND COMM. DEVELOPMENT | 1           | \$1,350,000                   |
| AITON ES RENOVATION/ MODERNIZATION       | CHIARAMONTE CONSTRUCTION COMP  | Expenditures on Contracts | DISTRICT OF COLUMBIA PUBLIC SCHOOLS    | 7           | \$493,479                     |
| Ainger Place                             | Ainger Place Development Corporation<br>Michaels Development Company | Revenue Bond Issuance     | DCHFA                                  | 8           | \$13,750,000                  |
| American Psychological Association       | APA 750 LLC  | Tax Exemption             | (None - Tax Expenditure)               | 6           | \$761,794                     |
| Association                              | Army Distaff   | Revenue Bond Issuance     | DEPUTY MAYOR FOR PLANNING AND ECON DEV | 4           | \$19,230,000                  |
| Association                              | Institute for World Politics   | Revenue Bond Issuance     | DEPUTY MAYOR FOR PLANNING AND ECON DEV | 2           | \$8,500,000                   |
| Association                              | Society for Neuroscience   | Revenue Bond Issuance     | DEPUTY MAYOR FOR PLANNING AND ECON DEV | 2           | \$12,000,000                  |
| BALLOU HS - MODERNIZATION/ RENOVATION    | HESS CONSTRUCTION CO. INC.   | Expenditures on Contracts | DISTRICT OF COLUMBIA PUBLIC SCHOOLS    | 8           | \$313,789                     |
| BANCROFT ES MODERNIZATION/ RENOVATION    | AYERS/SAINT/GROSS INCORPORATED                                       | Expenditures on Contracts | DISTRICT OF COLUMBIA PUBLIC SCHOOLS    | 1           | \$166,926                     |
| BANCROFT ES MODERNIZATION/ RENOVATION    | COAKLEY AND WILLIAMS CONST.  | Expenditures on Contracts | DISTRICT OF COLUMBIA PUBLIC SCHOOLS    | 1           | \$1,511,614                   |
| BANNEKER HS MODERNIZATION/ RENOVATION    | MCN BUILD INC.   | Expenditures on Contracts | DISTRICT OF COLUMBIA PUBLIC SCHOOLS    | 6           | \$5,167,035                   |
| BROWNE MS MODERNIZATION/ RENOVATION      | BENNETT GROUP INC  | Expenditures on Contracts | DISTRICT OF COLUMBIA PUBLIC SCHOOLS    | 5           | \$1,347,611                   |
| BRUCE MONROE @ PARKVIEW ES MODERNIZATION | WINMAR, INC  | Expenditures on Contracts | DISTRICT OF COLUMBIA PUBLIC SCHOOLS    | 1           | \$2,125,999                   |
| BUSINESS DEVELOPMENT                     | BRILLIANT COLLABORATIONS LLC   | Expenditures on Contracts | DEPUTY MAYOR FOR PLANNING AND ECON DEV | Multiple    | \$123,000                     |
| BUSINESS DEVELOPMENT                     | CLEARLY INNOVATIVE INC.  | Expenditures on Contracts | DEPUTY MAYOR FOR PLANNING AND ECON DEV | Multiple    | \$199,967                     |

**Appendix IV**

**Detailed Economic Development Dollars by Recipient**

| <b>Subtype/<br/>Description</b> | <b>Recipient</b>                 | <b>Incentive<br/>Type</b> | <b>Agency</b>   | <b>Ward</b> | <b>Value of<br/>Incentive</b> |
|---------------------------------|----------------------------------|---------------------------|---|-------------|-------------------------------|
| BUSINESS DEVELOPMENT            | NING SHAO                        | Expenditures on Contracts | DEPUTY MAYOR FOR PLANNING AND ECON DEV                            | Multiple    | \$204,708                     |
| BUSINESS DEVELOPMENT            | THINK LOCAL FIRST DC             | Expenditures on Contracts | DEPUTY MAYOR FOR PLANNING AND ECON DEV                            | Multiple    | \$85,000                      |
| Ballpark Revenue Bonds          | Bondholders                      | Revenue Bond Debt Service | Misc Funds  | 6           | \$70,475,690                  |
| Berlin Portfolio                | Berlin Portfolio                 | Loans                     | DEPT. OF HOUSING AND COMM. DEVELOPMENT/ HOUSING PRESERVATION FUND | 7           | \$2,125,000                   |
| CAPITOL VIEW LIBRARY            | BROUGHTON CONSTRUCTION CO LLC    | Expenditures on Contracts | DC PUBLIC LIBRARY   | 7           | \$1,017,335                   |
| CAPITOL VIEW LIBRARY            | THE GEORGETOWN DESIGN GROUP,IN   | Expenditures on Contracts | DC PUBLIC LIBRARY   | 7           | \$309,359                     |
| COMMERCIAL CLEAN TEAMS          | 12th Street NE                   | Grants                    | DEPT OF SMALL & LOCAL BUSINESS DEVELOPMT                          | 5           | \$112,618                     |
| COMMERCIAL CLEAN TEAMS          | Adams Morgan Clean Team          | Grants                    | DEPT OF SMALL & LOCAL BUSINESS DEVELOPMT                          | 1           | \$138,000                     |
| COMMERCIAL CLEAN TEAMS          | Alabama Avenue SE Clean Team     | Grants                    | DEPT OF SMALL & LOCAL BUSINESS DEVELOPMT                          | 7           | \$103,000                     |
| COMMERCIAL CLEAN TEAMS          | Anacostia Clean Team             | Grants                    | DEPT OF SMALL & LOCAL BUSINESS DEVELOPMT                          | 8           | \$154,500                     |
| COMMERCIAL CLEAN TEAMS          | Barracks Row Clean Team          | Grants                    | DEPT OF SMALL & LOCAL BUSINESS DEVELOPMT                          | 6           | \$114,000                     |
| COMMERCIAL CLEAN TEAMS          | Bellevue                         | Grants                    | DEPT OF SMALL & LOCAL BUSINESS DEVELOPMT                          | 8           | \$113,500                     |
| COMMERCIAL CLEAN TEAMS          | Benning Road (Ward 6) Clean Team | Grants                    | DEPT OF SMALL & LOCAL BUSINESS DEVELOPMT                          | 6           | \$103,000                     |
| COMMERCIAL CLEAN TEAMS          | Benning Road (Ward 7) Clean Team | Grants                    | DEPT OF SMALL & LOCAL BUSINESS DEVELOPMT                          | 7           | \$113,000                     |
| COMMERCIAL CLEAN TEAMS          | Bladensburg Road Clean Team      | Grants                    | DEPT OF SMALL & LOCAL BUSINESS DEVELOPMT                          | 5           | \$138,000                     |

**Appendix IV**

**Detailed Economic Development Dollars by Recipient**

| <b>Subtype/<br/>Description</b> | <b>Recipient</b>                     | <b>Incentive<br/>Type</b> | <b>Agency</b>                                  | <b>Ward</b> | <b>Value of<br/>Incentive</b> |
|---------------------------------|--------------------------------------|---------------------------|--|-------------|-------------------------------|
| COMMERCIAL<br>CLEAN TEAMS       | Congress Heights Clean Team          | Grants                    | DEPT OF SMALL &<br>LOCAL BUSINESS<br>DEVELOPMT | 8           | \$124,500                     |
| COMMERCIAL<br>CLEAN TEAMS       | Connecticut Avenue                   | Grants                    | DEPT OF SMALL &<br>LOCAL BUSINESS<br>DEVELOPMT | 3           | \$107,982                     |
| COMMERCIAL<br>CLEAN TEAMS       | Deanwood Heights Clean Team          | Grants                    | DEPT OF SMALL &<br>LOCAL BUSINESS<br>DEVELOPMT | 7           | \$140,000                     |
| COMMERCIAL<br>CLEAN TEAMS       | Dupont Circle Clean Team             | Grants                    | DEPT OF SMALL &<br>LOCAL BUSINESS<br>DEVELOPMT | Multiple    | \$127,000                     |
| COMMERCIAL<br>CLEAN TEAMS       | Fort Lincoln Drive, NE (Residential) | Grants                    | DEPT OF SMALL &<br>LOCAL BUSINESS<br>DEVELOPMT | 5           | \$150,000                     |
| COMMERCIAL<br>CLEAN TEAMS       | Georgia Avenue Clean Team            | Grants                    | DEPT OF SMALL &<br>LOCAL BUSINESS<br>DEVELOPMT | 4           | \$107,982                     |
| COMMERCIAL<br>CLEAN TEAMS       | Glover Park Clean Team               | Grants                    | DEPT OF SMALL &<br>LOCAL BUSINESS<br>DEVELOPMT | 3           | \$131,000                     |
| COMMERCIAL<br>CLEAN TEAMS       | H Street NE Clean Team               | Grants                    | DEPT OF SMALL &<br>LOCAL BUSINESS<br>DEVELOPMT | Multiple    | \$132,000                     |
| COMMERCIAL<br>CLEAN TEAMS       | Kennedy Street Clean Team            | Grants                    | DEPT OF SMALL &<br>LOCAL BUSINESS<br>DEVELOPMT | 4           | \$106,618                     |
| COMMERCIAL<br>CLEAN TEAMS       | Lower Georgia Avenue Clean Team      | Grants                    | DEPT OF SMALL &<br>LOCAL BUSINESS<br>DEVELOPMT | 1           | \$225,242                     |
| COMMERCIAL<br>CLEAN TEAMS       | Mid-City Clean Team                  | Grants                    | DEPT OF SMALL &<br>LOCAL BUSINESS<br>DEVELOPMT | 2           | \$274,380                     |
| COMMERCIAL<br>CLEAN TEAMS       | Minnesota Avenue Clean Team          | Grants                    | DEPT OF SMALL &<br>LOCAL BUSINESS<br>DEVELOPMT | 7           | \$107,982                     |
| COMMERCIAL<br>CLEAN TEAMS       | Mount Vernon Triangle Clean Team     | Grants                    | DEPT OF SMALL &<br>LOCAL BUSINESS<br>DEVELOPMT | Multiple    | \$132,000                     |
| COMMERCIAL<br>CLEAN TEAMS       | New York Avenue, NE Clean Team       | Grants                    | DEPT OF SMALL &<br>LOCAL BUSINESS<br>DEVELOPMT | 5           | \$125,000                     |
| COMMERCIAL<br>CLEAN TEAMS       | North Capitol Street Clean Team      | Grants                    | DEPT OF SMALL &<br>LOCAL BUSINESS<br>DEVELOPMT | 5           | \$124,000                     |

**Appendix IV**

**Detailed Economic Development Dollars by Recipient**

| <b>Subtype/<br/>Description</b>                   | <b>Recipient</b>                      | <b>Incentive<br/>Type</b>    | <b>Agency</b>                                  | <b>Ward</b> | <b>Value of<br/>Incentive</b> |
|---|---------------------------------------|------------------------------|--|-------------|-------------------------------|
| COMMERCIAL<br>CLEAN TEAMS                         | Pennsylvania Avenue, SE Clean Team    | Grants                       | DEPT OF SMALL &<br>LOCAL BUSINESS<br>DEVELOPMT | Multiple    | \$113,000                     |
| COMMERCIAL<br>CLEAN TEAMS                         | Rhode Island Avenue NE Clean Team     | Grants                       | DEPT OF SMALL &<br>LOCAL BUSINESS<br>DEVELOPMT | 5           | \$126,000                     |
| COMMERCIAL<br>CLEAN TEAMS                         | Shaw Clean Team                       | Grants                       | DEPT OF SMALL &<br>LOCAL BUSINESS<br>DEVELOPMT | Multiple    | \$117,000                     |
| COMMERCIAL<br>CLEAN TEAMS                         | South Dakota Avenue, NE               | Grants                       | DEPT OF SMALL &<br>LOCAL BUSINESS<br>DEVELOPMT | 5           | \$100,000                     |
| COMMERCIAL<br>CLEAN TEAMS                         | Trinidad, NE Clean Team (Residential) | Grants                       | DEPT OF SMALL &<br>LOCAL BUSINESS<br>DEVELOPMT | 5           | \$100,000                     |
| COMMERCIAL<br>CLEAN TEAMS                         | Upper 14th Street NW Clean Team       | Grants                       | DEPT OF SMALL &<br>LOCAL BUSINESS<br>DEVELOPMT | 4           | \$103,000                     |
| COMMERCIAL<br>CLEAN TEAMS                         | Upper Bladensburg Road, NE            | Grants                       | DEPT OF SMALL &<br>LOCAL BUSINESS<br>DEVELOPMT | 6           | \$100,000                     |
| COMMERCIAL<br>CLEAN TEAMS                         | Upper Georgia Avenue                  | Grants                       | DEPT OF SMALL &<br>LOCAL BUSINESS<br>DEVELOPMT | 4           | \$206,000                     |
| COMMERCIAL<br>CLEAN TEAMS                         | Ward 1 Clean Team                     | Grants                       | DEPT OF SMALL &<br>LOCAL BUSINESS<br>DEVELOPMT | 1           | \$222,118                     |
| COMMUNITY<br>OUTREACH                             | DC CHAMBER OF COMMERCE                | Expenditures<br>on Contracts | DEPUTY MAYOR FOR<br>PLANNING AND ECON<br>DEV   | Multiple    | \$421,658                     |
| COMMUNITY<br>SERVICES -<br>COMM<br>REVITALIZATION | ANACOSTIA ECONOMIC DEVELO             | Grants                       | DEPT. OF HOUSING<br>AND COMM.<br>DEVELOPMENT   | 8           | \$521,803                     |
| COMMUNITY<br>SERVICES -<br>COMM<br>REVITALIZATION | ARCH DEVELOPMENT<br>CORPORATION       | Grants                       | DEPT. OF HOUSING<br>AND COMM.<br>DEVELOPMENT   | 8           | \$81,899                      |
| COMMUNITY<br>SERVICES -<br>COMM<br>REVITALIZATION | BARRACKS ROW MAINSTREET               | Grants                       | DEPT. OF HOUSING<br>AND COMM.<br>DEVELOPMENT   | 6           | \$418,784                     |
| COMMUNITY<br>SERVICES -<br>COMM<br>REVITALIZATION | DEVELOPMENT CORP OF COLUM             | Grants                       | DEPT. OF HOUSING<br>AND COMM.<br>DEVELOPMENT   | 1           | \$158,987                     |

**Appendix IV**

**Detailed Economic Development Dollars by Recipient**

| <b>Subtype/<br/>Description</b>                   | <b>Recipient</b>                             | <b>Incentive<br/>Type</b> | <b>Agency</b>                          | <b>Ward</b> | <b>Value of<br/>Incentive</b> |
|---|--|---------------------------|--|-------------|-------------------------------|
| COMMUNITY SERVICES - COMM REVITALIZATION          | FRIENDS OF RHODE ISLAND AVE NE               | Grants                    | DEPT. OF HOUSING AND COMM. DEVELOPMENT | 5           | \$163,718                     |
| COMMUNITY SERVICES - COMM REVITALIZATION          | SB WORKS                                     | Grants                    | DEPT. OF HOUSING AND COMM. DEVELOPMENT | 5           | \$378,495                     |
| CONTRACTING AND PROCUREMENT                       | BUSINESS STRATEGY CONSULTANTS                | Expenditures on Contracts | DEPUTY MAYOR FOR PLANNING AND ECON DEV | Multiple    | \$194,527                     |
| COOLIDGE HS MODERNIZATION/RENOVATION              | FMC & ASSOCIATES, LLC                        | Expenditures on Contracts | DISTRICT OF COLUMBIA PUBLIC SCHOOLS    | 4           | \$212,727                     |
| COOLIDGE HS MODERNIZATION/RENOVATION              | IRVING DEVELOPMENT LLC                       | Expenditures on Contracts | DISTRICT OF COLUMBIA PUBLIC SCHOOLS    | 4           | \$342,088                     |
| COOLIDGE HS MODERNIZATION/RENOVATION              | KEYSTONE PLUS CONSTRUCTION COR               | Expenditures on Contracts | DISTRICT OF COLUMBIA PUBLIC SCHOOLS    | 4           | \$399,735                     |
| COOLIDGE HS MODERNIZATION/RENOVATION              | TURNER CONSTRUCTION COMPANY                  | Expenditures on Contracts | DISTRICT OF COLUMBIA PUBLIC SCHOOLS    | 4           | \$89,091,697                  |
| CORPORATE ASSISTANCE                              | ECHELON ECONOMIC DEVELOPM                    | Expenditures on Contracts | DEPUTY MAYOR FOR PLANNING AND ECON DEV | Multiple    | \$171,160                     |
| CORPORATE ASSISTANCE                              | YELP INC.                                    | Grants                    | DEPUTY MAYOR FOR PLANNING AND ECON DEV | 6           | \$580,365                     |
| CW HARRIS ES RENOVATION/MODERNIZATION             | MCN BUILD INC.                               | Expenditures on Contracts | DISTRICT OF COLUMBIA PUBLIC SCHOOLS    | 7           | \$22,257,995                  |
| Campbell Heights Project                          | Paul Laurence Dunbar Apartments LP           | Tax Exemption             | (None - Tax Expenditure)               | 1           | \$300,082                     |
| Carver 2000 Low-Income and senior housing Project | Carver Senior Apartments Limited Partnership | Tax Exemption             | (None - Tax Expenditure)               | 7           | \$120,299                     |
| City Market at O Street                           | Bondholders                                  | TIF Debt Service          | Misc Funds                             | 6           | \$2,301,031                   |
| Combined TIF Debt                                 | Bondholders                                  | TIF Debt Service          | Misc Funds                             | Multiple    | \$1,238,147                   |
| Convention Center Bonds                           | Bondholders                                  | Revenue Bond Debt Service | Misc Funds                             | 2           | \$49,048,252                  |
| DC UNITED SOCCER STADIUM                          | W M SCHLOSSER CO INC                         | Expenditures on Contracts | DEPARTMENT OF GENERAL SERVICES         | 6           | \$636,770                     |



**Appendix IV**

**Detailed Economic Development Dollars by Recipient**

| <b>Subtype/<br/>Description</b>          | <b>Recipient</b>                              | <b>Incentive<br/>Type</b> | <b>Agency</b>                          | <b>Ward</b> | <b>Value of<br/>Incentive</b> |
|--|---|---------------------------|--|-------------|-------------------------------|
| DEVELOPMENT AND DISPOSITION              | CHW SOLUTIONS, INC.                           | Expenditures on Contracts | DEPUTY MAYOR FOR PLANNING AND ECON DEV | Multiple    | \$463,842                     |
| Douglass Knoll                           | Douglas Knoll Cooperative Limited Partnership | Tax Exemption             | (None - Tax Expenditure)               | 8           | \$92,342                      |
| EATON ES RENOVATION/ MODERNIZATION       | COX GRAAE & SPACK ARCHITECTS                  | Expenditures on Contracts | DISTRICT OF COLUMBIA PUBLIC SCHOOLS    | 3           | \$1,669,124                   |
| EATON ES RENOVATION/ MODERNIZATION       | GCS/SIGAL-GRUNLEY JV                          | Expenditures on Contracts | DISTRICT OF COLUMBIA PUBLIC SCHOOLS    | 3           | \$212,734                     |
| EATON ES RENOVATION/ MODERNIZATION       | UNIVERSITY OF DISTRICT OF                     | Expenditures on Contracts | DISTRICT OF COLUMBIA PUBLIC SCHOOLS    | 3           | \$189,583                     |
| ECONOMIC DEVELOPMENT FINANCING           | HILL EAST                                     | Expenditures on Contracts | DEPUTY MAYOR FOR PLANNING AND ECON DEV | 7           | \$4,185,635                   |
| ECONOMIC DEVELOPMENT FINANCING           | MCMILLAN SITE REDEVELOPMENT                   | Expenditures on Contracts | DEPUTY MAYOR FOR PLANNING AND ECON DEV | 5           | \$3,515,287                   |
| ECONOMIC DEVELOPMENT FINANCING           | NCI/DC HOUSING AUTHORITY                      | Expenditures on Contracts | DEPUTY MAYOR FOR PLANNING AND ECON DEV | Multiple    | \$4,826,227                   |
| ECONOMIC DEVELOPMENT FINANCING           | SAINT ELIZABETHS                              | Expenditures on Contracts | DEPUTY MAYOR FOR PLANNING AND ECON DEV | 8           | \$23,144,360                  |
| ECONOMIC DEVELOPMENT FINANCING           | SKYLAND SHOPPING CENTER                       | Expenditures on Contracts | DEPUTY MAYOR FOR PLANNING AND ECON DEV | 7           | \$3,717,303                   |
| ECONOMIC DEVELOPMENT FINANCING           | WALTER REED REDEVELOPMENT                     | Expenditures on Contracts | DEPUTY MAYOR FOR PLANNING AND ECON DEV | 4           | \$608,068                     |
| ELIOT-HINE JHS RENOVATION/ MODERNIZATION | COAKLEY AND WILLIAMS CONST.                   | Expenditures on Contracts | DISTRICT OF COLUMBIA PUBLIC SCHOOLS    | 6           | \$235,312                     |
| ELIOT-HINE JHS RENOVATION/ MODERNIZATION | PERKINS EASTMAN DC, PLLC                      | Expenditures on Contracts | DISTRICT OF COLUMBIA PUBLIC SCHOOLS    | 6           | \$2,074,108                   |
| ELIOT-HINE JHS RENOVATION/ MODERNIZATION | SOIL AND LAND USE TECHNOLOGY                  | Expenditures on Contracts | DISTRICT OF COLUMBIA PUBLIC SCHOOLS    | 6           | \$153,565                     |
| ELIOT-HINE JHS RENOVATION/ MODERNIZATION | TURNER CONSTRUCTION COMPANY                   | Expenditures on Contracts | DISTRICT OF COLUMBIA PUBLIC SCHOOLS    | 6           | \$12,267,527                  |

**Appendix IV**

**Detailed Economic Development Dollars by Recipient**

| <b>Subtype/<br/>Description</b>                   | <b>Recipient</b>                                 | <b>Incentive<br/>Type</b>    | <b>Agency</b>                                | <b>Ward</b> | <b>Value of<br/>Incentive</b> |
|---|--|------------------------------|--|-------------|-------------------------------|
| ES/MS<br>MODERNIZATION<br>CAPITAL LABOR -<br>PROG | AECOM TECHNICAL SERVICES, INC.                   | Expenditures<br>on Contracts | DISTRICT OF<br>COLUMBIA PUBLIC<br>SCHOOLS    | Multiple    | \$294,111                     |
| ES/MS<br>MODERNIZATION<br>CAPITAL LABOR -<br>PROG | BRAILSFORD & DUNLAVEY, INC.                      | Expenditures<br>on Contracts | DISTRICT OF<br>COLUMBIA PUBLIC<br>SCHOOLS    | Multiple    | \$1,072,935                   |
| ES/MS<br>MODERNIZATION<br>CAPITAL LABOR -<br>PROG | CINNOVAS DEVELOPMENT GROUP<br>LLC                | Expenditures<br>on Contracts | DISTRICT OF<br>COLUMBIA PUBLIC<br>SCHOOLS    | Multiple    | \$711,827                     |
| ES/MS<br>MODERNIZATION<br>CAPITAL LABOR -<br>PROG | JACOBS PROJECT MANAGEMENT<br>CO.                 | Expenditures<br>on Contracts | DISTRICT OF<br>COLUMBIA PUBLIC<br>SCHOOLS    | Multiple    | \$810,628                     |
| ES/MS<br>MODERNIZATION<br>CAPITAL LABOR -<br>PROG | MARK G. ANDERSON CONSULTANTS                     | Expenditures<br>on Contracts | DISTRICT OF<br>COLUMBIA PUBLIC<br>SCHOOLS    | Multiple    | \$1,319,780                   |
| ES/MS<br>MODERNIZATION<br>CAPITAL LABOR -<br>PROG | MCKISSACK & MCKISSACK OF WASH                    | Expenditures<br>on Contracts | DISTRICT OF<br>COLUMBIA PUBLIC<br>SCHOOLS    | Multiple    | \$525,343                     |
| East River<br>Residential Projects                | EAST RIVER PRESERVATION<br>PARTNERS LLC          | Tax<br>Exemption             | (None - Tax<br>Expenditure)                  | Multiple    | \$100,091                     |
| Education   | American College of Cadiology                    | Revenue<br>Bond<br>Issuance  | DEPUTY MAYOR FOR<br>PLANNING AND ECON<br>DEV | 2           | \$14,300,000                  |
| Education   | Capital City Public Charter School<br>Reissuance | Revenue<br>Bond<br>Issuance  | DEPUTY MAYOR FOR<br>PLANNING AND ECON<br>DEV | 4           | \$19,200,000                  |
| Education   | Capitol Hill Day School                          | Revenue<br>Bond<br>Issuance  | DEPUTY MAYOR FOR<br>PLANNING AND ECON<br>DEV | 6           | \$3,250,000                   |
| Education   | Catholic University                              | Revenue<br>Bond<br>Issuance  | DEPUTY MAYOR FOR<br>PLANNING AND ECON<br>DEV | 5           | \$58,820,000                  |
| Education   | District of Columbia International School        | Revenue<br>Bond<br>Issuance  | DEPUTY MAYOR FOR<br>PLANNING AND ECON<br>DEV | 4           | \$51,365,000                  |
| Education   | Edmund Burke                                     | Revenue<br>Bond<br>Issuance  | DEPUTY MAYOR FOR<br>PLANNING AND ECON<br>DEV | 3           | \$13,270,000                  |
| Education   | Friendship Public Charter School                 | Revenue<br>Bond<br>Issuance  | DEPUTY MAYOR FOR<br>PLANNING AND ECON<br>DEV | 7           | \$17,200,000                  |

**Appendix IV**

**Detailed Economic Development Dollars by Recipient**

| <b>Subtype/<br/>Description</b>             | <b>Recipient</b>                  | <b>Incentive<br/>Type</b>    | <b>Agency</b>                                | <b>Ward</b> | <b>Value of<br/>Incentive</b> |
|---|-----------------------------------|------------------------------|--|-------------|-------------------------------|
| Education                                   | Howard /Provident Center          | Revenue<br>Bond<br>Issuance  | DEPUTY MAYOR FOR<br>PLANNING AND ECON<br>DEV | 1           | \$33,175,000                  |
| Education                                   | Meridian Public Charter School    | Revenue<br>Bond<br>Issuance  | DEPUTY MAYOR FOR<br>PLANNING AND ECON<br>DEV | 1           | \$7,500,000                   |
| Education                                   | Provident Tubman Quad (Howard U)  | Revenue<br>Bond<br>Issuance  | DEPUTY MAYOR FOR<br>PLANNING AND ECON<br>DEV | 1           | \$69,820,000                  |
| Education                                   | Rocketship Public Charter School  | Revenue<br>Bond<br>Issuance  | DEPUTY MAYOR FOR<br>PLANNING AND ECON<br>DEV | 8           | \$28,075,000                  |
| Education                                   | University of Georgia Foundation  | Revenue<br>Bond<br>Issuance  | DEPUTY MAYOR FOR<br>PLANNING AND ECON<br>DEV | 6           | \$12,500,000                  |
| Education                                   | Yu Ying Public Charter School     | Revenue<br>Bond<br>Issuance  | DEPUTY MAYOR FOR<br>PLANNING AND ECON<br>DEV | 5           | \$11,886,000                  |
| GARFIELD ES<br>RENOVATION/<br>MODERNIZATION | WKM SOLUTIONS LLC                 | Expenditures<br>on Contracts | DISTRICT OF<br>COLUMBIA PUBLIC<br>SCHOOLS    | 8           | \$1,093,696                   |
| GARRISON ES<br>RENOVATION/<br>MODERNIZATION | GCS, INC.                         | Expenditures<br>on Contracts | DISTRICT OF<br>COLUMBIA PUBLIC<br>SCHOOLS    | 2           | \$784,765                     |
| GENERAL<br>IMPROVEMENT-<br>LIBRARIES        | BROUGHTON CONSTRUCTION CO<br>LLC  | Expenditures<br>on Contracts | DC PUBLIC LIBRARY                            | Multiple    | \$257,112                     |
| GENERAL<br>IMPROVEMENT-<br>LIBRARIES        | DLR GROUP OF DC, P.C              | Expenditures<br>on Contracts | DC PUBLIC LIBRARY                            | Multiple    | \$113,213                     |
| GENERAL<br>IMPROVEMENT-<br>LIBRARIES        | GILBANE BUILDING CO.              | Expenditures<br>on Contracts | DC PUBLIC LIBRARY                            | Multiple    | \$239,910                     |
| GENERAL<br>IMPROVEMENT-<br>LIBRARIES        | RSC ELECTRICAL AND MECHANIC       | Expenditures<br>on Contracts | DC PUBLIC LIBRARY                            | Multiple    | \$401,182                     |
| GENERAL<br>IMPROVEMENT-<br>LIBRARIES        | SMOOT GILBANE III MLK JT VENTR    | Expenditures<br>on Contracts | DC PUBLIC LIBRARY                            | Multiple    | \$433,819                     |
| GENERAL<br>IMPROVEMENT-<br>LIBRARIES        | THE GEORGETOWN DESIGN<br>GROUP,IN | Expenditures<br>on Contracts | DC PUBLIC LIBRARY                            | Multiple    | \$99,945                      |
| GENERAL<br>IMPROVEMENT-<br>LIBRARIES        | THOMPSON CONSTRUCTION PLUS<br>LLC | Expenditures<br>on Contracts | DC PUBLIC LIBRARY                            | Multiple    | \$83,383                      |

**Appendix IV**

**Detailed Economic Development Dollars by Recipient**

| <b>Subtype/<br/>Description</b> | <b>Recipient</b>              | <b>Incentive<br/>Type</b> | <b>Agency</b>                          | <b>Ward</b> | <b>Value of<br/>Incentive</b> |
|---------------------------------|-------------------------------|---------------------------|--|-------------|-------------------------------|
| GREAT STREETS INITIATIVE        | 10TH STREET MARKET INC        | Grants                    | DEPUTY MAYOR FOR PLANNING AND ECON DEV | 6           | \$50,000                      |
| GREAT STREETS INITIATIVE        | 1213 U ST LLC                 | Grants                    | DEPUTY MAYOR FOR PLANNING AND ECON DEV | 1           | \$1,000,000                   |
| GREAT STREETS INITIATIVE        | 3451 BENNING LLC              | Grants                    | DEPUTY MAYOR FOR PLANNING AND ECON DEV | 7           | \$750,000                     |
| GREAT STREETS INITIATIVE        | 441 KENNEDY ST NW ACDC LLC    | Grants                    | DEPUTY MAYOR FOR PLANNING AND ECON DEV | 4           | \$250,000                     |
| GREAT STREETS INITIATIVE        | 7DRUMLESSONS LLC              | Grants                    | DEPUTY MAYOR FOR PLANNING AND ECON DEV | 5           | \$50,000                      |
| GREAT STREETS INITIATIVE        | A.B.C BROTHERS LLC            | Grants                    | DEPUTY MAYOR FOR PLANNING AND ECON DEV | 1           | \$16,660                      |
| GREAT STREETS INITIATIVE        | ANTHONY SHEPHERD              | Grants                    | DEPUTY MAYOR FOR PLANNING AND ECON DEV | 4           | \$50,000                      |
| GREAT STREETS INITIATIVE        | ARCHITRAVE P.C., ARCHITECTS   | Grants                    | DEPUTY MAYOR FOR PLANNING AND ECON DEV | 6           | \$300,000                     |
| GREAT STREETS INITIATIVE        | BANNEKER VENTURES, LLC        | Grants                    | DEPUTY MAYOR FOR PLANNING AND ECON DEV | 8           | \$750,000                     |
| GREAT STREETS INITIATIVE        | BGS INTERNATIONAL LLC         | Grants                    | DEPUTY MAYOR FOR PLANNING AND ECON DEV | 8           | \$50,000                      |
| GREAT STREETS INITIATIVE        | CHECK IT ENTERPRISES LLC      | Grants                    | DEPUTY MAYOR FOR PLANNING AND ECON DEV | 8           | \$50,000                      |
| GREAT STREETS INITIATIVE        | CHEESEMONSTER STUDIO LLC      | Grants                    | DEPUTY MAYOR FOR PLANNING AND ECON DEV | 4           | \$50,000                      |
| GREAT STREETS INITIATIVE        | COMUNITARIO COFFEE LLC        | Grants                    | DEPUTY MAYOR FOR PLANNING AND ECON DEV | 4           | \$50,000                      |
| GREAT STREETS INITIATIVE        | DANCE INSTITUTE OF WASHINGTON | Grants                    | DEPUTY MAYOR FOR PLANNING AND ECON DEV | 1           | \$175,000                     |
| GREAT STREETS INITIATIVE        | DANTES PARTNERS LLC           | Grants                    | DEPUTY MAYOR FOR PLANNING AND ECON DEV | 4           | \$150,000                     |

**Appendix IV**

**Detailed Economic Development Dollars by Recipient**

| <b>Subtype/<br/>Description</b> | <b>Recipient</b>               | <b>Incentive<br/>Type</b> | <b>Agency</b>                          | <b>Ward</b> | <b>Value of<br/>Incentive</b> |
|---------------------------------|--------------------------------|---------------------------|--|-------------|-------------------------------|
| GREAT STREETS INITIATIVE        | DB PRISTON LLC                 | Grants                    | DEPUTY MAYOR FOR PLANNING AND ECON DEV | 4           | \$50,000                      |
| GREAT STREETS INITIATIVE        | DC CHOCOLATE BAR AND BAKERY    | Grants                    | DEPUTY MAYOR FOR PLANNING AND ECON DEV | 5           | \$50,000                      |
| GREAT STREETS INITIATIVE        | DISTRICT FLOOR DEPOT INC       | Grants                    | DEPUTY MAYOR FOR PLANNING AND ECON DEV | 5           | \$50,000                      |
| GREAT STREETS INITIATIVE        | DIVINE STYLES LLC              | Grants                    | DEPUTY MAYOR FOR PLANNING AND ECON DEV | 8           | \$47,350                      |
| GREAT STREETS INITIATIVE        | E AND K LLC                    | Grants                    | DEPUTY MAYOR FOR PLANNING AND ECON DEV | 1           | \$50,000                      |
| GREAT STREETS INITIATIVE        | EMPIRE LLC                     | Grants                    | DEPUTY MAYOR FOR PLANNING AND ECON DEV | 1           | \$50,000                      |
| GREAT STREETS INITIATIVE        | FISHSCALE INC                  | Grants                    | DEPUTY MAYOR FOR PLANNING AND ECON DEV | 1           | \$17,392                      |
| GREAT STREETS INITIATIVE        | HEMEN LLC                      | Grants                    | DEPUTY MAYOR FOR PLANNING AND ECON DEV | 1           | \$50,000                      |
| GREAT STREETS INITIATIVE        | HEN AND FIN LLC                | Grants                    | DEPUTY MAYOR FOR PLANNING AND ECON DEV | 4           | \$50,000                      |
| GREAT STREETS INITIATIVE        | HISTORICAL SOCIETY-WASHINGTON  | Grants                    | DEPUTY MAYOR FOR PLANNING AND ECON DEV | 2           | \$48,394                      |
| GREAT STREETS INITIATIVE        | HOME RUN ONE LLC DBA SPORT CLI | Grants                    | DEPUTY MAYOR FOR PLANNING AND ECON DEV | 1           | \$50,000                      |
| GREAT STREETS INITIATIVE        | HOMME LLC                      | Grants                    | DEPUTY MAYOR FOR PLANNING AND ECON DEV | 5           | \$49,800                      |
| GREAT STREETS INITIATIVE        | HORACE AND DICKIES LLC         | Grants                    | DEPUTY MAYOR FOR PLANNING AND ECON DEV | 4           | \$50,000                      |
| GREAT STREETS INITIATIVE        | HOUSING EVALUATIONS PLUS       | Grants                    | DEPUTY MAYOR FOR PLANNING AND ECON DEV | 4           | \$350,000                     |
| GREAT STREETS INITIATIVE        | IMAGE HAIR STUDIO INC          | Grants                    | DEPUTY MAYOR FOR PLANNING AND ECON DEV | 1           | \$50,000                      |

**Appendix IV**

**Detailed Economic Development Dollars by Recipient**

| <b>Subtype/<br/>Description</b> | <b>Recipient</b>           | <b>Incentive<br/>Type</b> | <b>Agency</b>                          | <b>Ward</b> | <b>Value of<br/>Incentive</b> |
|---------------------------------|----------------------------|---------------------------|--|-------------|-------------------------------|
| GREAT STREETS INITIATIVE        | JOEDAT INTERNATIONAL INC   | Grants                    | DEPUTY MAYOR FOR PLANNING AND ECON DEV | 5           | \$49,868                      |
| GREAT STREETS INITIATIVE        | JOEL CASTILLO              | Grants                    | DEPUTY MAYOR FOR PLANNING AND ECON DEV | 1           | \$50,000                      |
| GREAT STREETS INITIATIVE        | L WATERS CORPORATION       | Grants                    | DEPUTY MAYOR FOR PLANNING AND ECON DEV | 1           | \$50,000                      |
| GREAT STREETS INITIATIVE        | LAS PLACITAS CAFE LLC      | Grants                    | DEPUTY MAYOR FOR PLANNING AND ECON DEV | 4           | \$50,000                      |
| GREAT STREETS INITIATIVE        | LEE S FLOWER AND CARD SHOP | Grants                    | DEPUTY MAYOR FOR PLANNING AND ECON DEV | 1           | \$250,000                     |
| GREAT STREETS INITIATIVE        | LIGHTHOUSE YOGA CENTER     | Grants                    | DEPUTY MAYOR FOR PLANNING AND ECON DEV | 4           | \$50,000                      |
| GREAT STREETS INITIATIVE        | MARKET SEVEN LLC           | Grants                    | DEPUTY MAYOR FOR PLANNING AND ECON DEV | 7           | \$249,000                     |
| GREAT STREETS INITIATIVE        | MEDINA INC DBA SURPRISE M  | Grants                    | DEPUTY MAYOR FOR PLANNING AND ECON DEV | 8           | \$50,000                      |
| GREAT STREETS INITIATIVE        | MI CUBA CAFE INC           | Grants                    | DEPUTY MAYOR FOR PLANNING AND ECON DEV | 1           | \$50,000                      |
| GREAT STREETS INITIATIVE        | MIKU LLC DBA J&D MARKET    | Grants                    | DEPUTY MAYOR FOR PLANNING AND ECON DEV | 8           | \$50,000                      |
| GREAT STREETS INITIATIVE        | MONUMENTAL COMMUNICATION   | Grants                    | DEPUTY MAYOR FOR PLANNING AND ECON DEV | 5           | \$250,000                     |
| GREAT STREETS INITIATIVE        | PETIT SCHOLARS             | Grants                    | DEPUTY MAYOR FOR PLANNING AND ECON DEV | 5           | \$50,000                      |
| GREAT STREETS INITIATIVE        | ROCKSON COMM. DEV. CORP.   | Grants                    | DEPUTY MAYOR FOR PLANNING AND ECON DEV | 7           | \$249,000                     |
| GREAT STREETS INITIATIVE        | S&A BEADS INC              | Grants                    | DEPUTY MAYOR FOR PLANNING AND ECON DEV | 4           | \$2,918                       |
| GREAT STREETS INITIATIVE        | SALON ON THE AVENUE LLC    | Grants                    | DEPUTY MAYOR FOR PLANNING AND ECON DEV | 8           | \$50,000                      |

**Appendix IV**

**Detailed Economic Development Dollars by Recipient**

| <b>Subtype/<br/>Description</b>    | <b>Recipient</b>               | <b>Incentive<br/>Type</b> | <b>Agency</b>                          | <b>Ward</b> | <b>Value of<br/>Incentive</b> |
|------------------------------------|--------------------------------|---------------------------|--|-------------|-------------------------------|
| GREAT STREETS INITIATIVE           | SANDA BEADS INC                | Grants                    | DEPUTY MAYOR FOR PLANNING AND ECON DEV | 8           | \$5,835                       |
| GREAT STREETS INITIATIVE           | SARDAR LLC DBA COFFY CAFE      | Grants                    | DEPUTY MAYOR FOR PLANNING AND ECON DEV | 1           | \$50,000                      |
| GREAT STREETS INITIATIVE           | SEVEN MARKET AND DELI INC      | Grants                    | DEPUTY MAYOR FOR PLANNING AND ECON DEV | 1           | \$50,000                      |
| GREAT STREETS INITIATIVE           | STUDIO CHIQUE A FULL SERVICE S | Grants                    | DEPUTY MAYOR FOR PLANNING AND ECON DEV | 1           | \$49,864                      |
| GREAT STREETS INITIATIVE           | THE NHP FOUNDATION             | Grants                    | DEPUTY MAYOR FOR PLANNING AND ECON DEV | 7           | \$750,000                     |
| GREAT STREETS INITIATIVE           | THE SPICE SUITE LLC            | Grants                    | DEPUTY MAYOR FOR PLANNING AND ECON DEV | 4           | \$50,000                      |
| GREAT STREETS INITIATIVE           | TRUE INTERNATIONAL INC         | Grants                    | DEPUTY MAYOR FOR PLANNING AND ECON DEV | 4           | \$50,000                      |
| GREAT STREETS INITIATIVE           | VERA WINFIELD                  | Grants                    | DEPUTY MAYOR FOR PLANNING AND ECON DEV | 4           | \$50,000                      |
| GREAT STREETS INITIATIVE           | VERNON MARTINS SALON LLC       | Grants                    | DEPUTY MAYOR FOR PLANNING AND ECON DEV | 5           | \$50,000                      |
| GREAT STREETS INITIATIVE           | VERONICA HERNANDEZ             | Grants                    | DEPUTY MAYOR FOR PLANNING AND ECON DEV | 1           | \$50,000                      |
| GREAT STREETS INITIATIVE           | WARNER CAPITAL LLC             | Grants                    | DEPUTY MAYOR FOR PLANNING AND ECON DEV | 5           | \$50,000                      |
| GREAT STREETS INITIATIVE           | WASHINGTON STORYTELLERS THEATR | Grants                    | DEPUTY MAYOR FOR PLANNING AND ECON DEV | 1           | \$50,000                      |
| GREAT STREETS INITIATIVE           | WILLIE T CRAFT SR              | Grants                    | DEPUTY MAYOR FOR PLANNING AND ECON DEV | 7           | \$125,000                     |
| GREAT STREETS INITIATIVE           | ZEMEN MARKET LLC               | Grants                    | DEPUTY MAYOR FOR PLANNING AND ECON DEV | 8           | \$50,000                      |
| GREEN ES MODERNIZATION/ RENOVATION | KEYSTONE PLUS CONSTRUCTION COR | Expenditures on Contracts | DISTRICT OF COLUMBIA PUBLIC SCHOOLS    | 8           | \$1,143,360                   |

**Appendix IV**

**Detailed Economic Development Dollars by Recipient**

| <b>Subtype/<br/>Description</b>            | <b>Recipient</b>                       | <b>Incentive<br/>Type</b> | <b>Agency</b>  | <b>Ward</b> | <b>Value of<br/>Incentive</b> |
|--|--|---------------------------|--|-------------|-------------------------------|
| Gallery Place                              | Bondholders                            | TIF Debt Service          | Misc Funds   | 2           | \$4,315,000                   |
| HOUSTON ES RENOVATION/<br>MODERNIZATION    | MCN BUILD INC.                         | Expenditures on Contracts | DISTRICT OF COLUMBIA PUBLIC SCHOOLS                                      | 7           | \$24,146,441                  |
| HYDE ES MODERNIZATION/<br>RENOVATION       | D.H. LLOYD & ASSOC. INC.               | Expenditures on Contracts | DISTRICT OF COLUMBIA PUBLIC SCHOOLS                                      | 2           | \$94,393                      |
| HYDE ES MODERNIZATION/<br>RENOVATION       | MCN BUILD INC.                         | Expenditures on Contracts | DISTRICT OF COLUMBIA PUBLIC SCHOOLS                                      | 2           | \$21,952,050                  |
| Homes within Reach, Historic Anacostia     | Homes within Reach, Historic Anacostia | Loans                     | DEPT. OF HOUSING AND COMM. DEVELOPMENT/<br>HOUSING PRODUCTION TRUST FUND | 8           | \$577,419                     |
| Housing Production Trust Fund              | Bondholders                            | Revenue Bond Debt Service | Misc Funds   | Multiple    | \$7,828,539                   |
| INDUSTRIAL REVENUE BOND                    | BELLO BELLO AND ASSOCIATES             | Expenditures on Contracts | DEPUTY MAYOR FOR PLANNING AND ECON DEV                                   | Multiple    | \$137,500                     |
| INDUSTRIAL REVENUE BOND                    | CREST MANAGEMENT SOLUTION              | Expenditures on Contracts | DEPUTY MAYOR FOR PLANNING AND ECON DEV                                   | Multiple    | \$187,500                     |
| INDUSTRIAL REVENUE BOND                    | IMAGINE PHOTOGRAPHY, INC.              | Expenditures on Contracts | DEPUTY MAYOR FOR PLANNING AND ECON DEV                                   | Multiple    | \$98,300                      |
| INNOVATION INITIATIVES                     | 2GETHER-INTERNATIONAL INC              | Grants                    | DEPUTY MAYOR FOR PLANNING AND ECON DEV                                   | 2           | \$75,000                      |
| INNOVATION INITIATIVES                     | CUREATE LLC                            | Grants                    | DEPUTY MAYOR FOR PLANNING AND ECON DEV                                   | 1           | \$150,000                     |
| INNOVATION INITIATIVES                     | MID-ATLANTIC VENTURE ASSOC             | Grants                    | DEPUTY MAYOR FOR PLANNING AND ECON DEV                                   | 2           | \$100,000                     |
| INNOVATION INITIATIVES                     | STREET ENTREPRENEURS                   | Grants                    | DEPUTY MAYOR FOR PLANNING AND ECON DEV                                   | 2           | \$175,000                     |
| Income Tax Credits: QHTCs                  | 159 Recipients                         | District Tax Credits      | (None - Tax Expenditure)   | Multiple    | \$25,730,903                  |
| JEFFERSON MS MODERNIZATION /<br>RENOVATION | ECS CAPITOL SERVICES PLL               | Expenditures on Contracts | DISTRICT OF COLUMBIA PUBLIC SCHOOLS                                      | 6           | \$76,712                      |



**Appendix IV**

**Detailed Economic Development Dollars by Recipient**

| <b>Subtype/<br/>Description</b>                      | <b>Recipient</b>  | <b>Incentive<br/>Type</b>    | <b>Agency</b>                                  | <b>Ward</b> | <b>Value of<br/>Incentive</b> |
|--|---|------------------------------|--|-------------|-------------------------------|
| JEFFERSON MS<br>MODERNIZATION /<br>RENOVATION        | MCN BUILD INC.  | Expenditures<br>on Contracts | DISTRICT OF<br>COLUMBIA PUBLIC<br>SCHOOLS      | 6           | \$39,813,157                  |
| Jubilee Housing<br>Residential                       | Jubilee Housing Limited Partnership   | Tax<br>Exemption             | (None - Tax<br>Expenditure)                    | 1           | \$276,609                     |
| KIMBALL ES<br>MODERNIZATION/<br>RENOVATION           | FMC & ASSOCIATES, LLC   | Expenditures<br>on Contracts | DISTRICT OF<br>COLUMBIA PUBLIC<br>SCHOOLS      | 7           | \$118,903                     |
| KIMBALL ES<br>MODERNIZATION/<br>RENOVATION           | HILL INTERNATIONAL INC.   | Expenditures<br>on Contracts | DISTRICT OF<br>COLUMBIA PUBLIC<br>SCHOOLS      | 7           | \$83,196                      |
| KIMBALL ES<br>MODERNIZATION/<br>RENOVATION           | MCN BUILD INC.  | Expenditures<br>on Contracts | DISTRICT OF<br>COLUMBIA PUBLIC<br>SCHOOLS      | 7           | \$35,706,708                  |
| King Towers<br>Residential Housing<br>Rental Project | KING HOUSING LLC  | Tax<br>Exemption             | (None - Tax<br>Expenditure)                    | 2           | \$310,812                     |
| LAFAYETTE ES<br>MODERNIZATION/<br>RENOVATION         | SKANSKA USA BUILDING  | Expenditures<br>on Contracts | DISTRICT OF<br>COLUMBIA PUBLIC<br>SCHOOLS      | 4           | \$2,430,237                   |
| LAMOND RIGGS<br>LIBRARY                              | CONSIGLI CONSTRUCTION CO., INC  | Expenditures<br>on Contracts | DC PUBLIC LIBRARY                              | 5           | \$474,948                     |
| LOGAN ES<br>MODERNIZATION/<br>RENOVATION             | KEYSTONE PLUS CONSTRUCTION<br>COR   | Expenditures<br>on Contracts | DISTRICT OF<br>COLUMBIA PUBLIC<br>SCHOOLS      | 6           | \$130,436                     |
| LOGAN ES<br>MODERNIZATION/<br>RENOVATION             | MCN BUILD INC.  | Expenditures<br>on Contracts | DISTRICT OF<br>COLUMBIA PUBLIC<br>SCHOOLS      | 6           | \$238,759                     |
| LOGAN ES<br>MODERNIZATION/<br>RENOVATION             | R. MCGHEE & ASSOCIATES  | Expenditures<br>on Contracts | DISTRICT OF<br>COLUMBIA PUBLIC<br>SCHOOLS      | 6           | \$1,635,171                   |
| MAIN STREETS   | COLUMBIA HEIGHTS DAY INITIATIVE<br>(Lower Georgia Avenue Main Street and<br>Columbia Heights/Mount Pleasant Main<br>Street) | Grants                       | DEPT OF SMALL &<br>LOCAL BUSINESS<br>DEVELOPMT | Multiple    | \$314,760                     |
| MAIN STREETS   | COMMUNITY ALLIANCE FOR UPPER<br>(Uptown Main Street)  | Grants                       | DEPT OF SMALL &<br>LOCAL BUSINESS<br>DEVELOPMT | 4           | \$150,080                     |
| MAIN STREETS   | CONGRESS HEIGHTS TRAINING<br>(Desination Congress Heights)  | Grants                       | DEPT OF SMALL &<br>LOCAL BUSINESS<br>DEVELOPMT | 8           | \$150,080                     |
| MAIN STREETS   | DEANWOOD HEIGHTS MAIN<br>STREETS  | Grants                       | DEPT OF SMALL &<br>LOCAL BUSINESS<br>DEVELOPMT | 7           | \$182,580                     |

**Appendix IV**

**Detailed Economic Development Dollars by Recipient**

| <b>Subtype/<br/>Description</b>               | <b>Recipient</b>   | <b>Incentive<br/>Type</b>    | <b>Agency</b>                                  | <b>Ward</b> | <b>Value of<br/>Incentive</b> |
|---|--|------------------------------|--|-------------|-------------------------------|
| MAIN STREETS                                  | FRIENDS OF RHODE ISLAND AVE NE<br>(Rhode Island Ave Main Street) | Grants                       | DEPT OF SMALL &<br>LOCAL BUSINESS<br>DEVELOPMT | 5           | \$150,080                     |
| MAIN STREETS                                  | GEORGETOWN BUSINESS<br>ASSOCIATION (Georgetown Main<br>Street)   | Grants                       | DEPT OF SMALL &<br>LOCAL BUSINESS<br>DEVELOPMT | 2           | \$150,080                     |
| MAIN STREETS                                  | H STREET MAIN STREET INC.  | Grants                       | DEPT OF SMALL &<br>LOCAL BUSINESS<br>DEVELOPMT | 6           | \$150,080                     |
| MAIN STREETS                                  | HISTORIC DUPONT CIRCLE MAINSTR                                   | Grants                       | DEPT OF SMALL &<br>LOCAL BUSINESS<br>DEVELOPMT | 2           | \$153,080                     |
| MAIN STREETS                                  | MERCHANT ROW ASSOCIATION,<br>CORP (Eastern Market Main Street)   | Grants                       | DEPT OF SMALL &<br>LOCAL BUSINESS<br>DEVELOPMT | 6           | \$307,580                     |
| MAIN STREETS                                  | NORTH CAPITOL MAIN STREET  | Grants                       | DEPT OF SMALL &<br>LOCAL BUSINESS<br>DEVELOPMT | 5           | \$112,560                     |
| MAIN STREETS                                  | SHAW MAIN STREET   | Grants                       | DEPT OF SMALL &<br>LOCAL BUSINESS<br>DEVELOPMT | Multiple    | \$150,080                     |
| MAIN STREETS                                  | TENLEYTOWN MAIN STREET   | Grants                       | DEPT OF SMALL &<br>LOCAL BUSINESS<br>DEVELOPMT | 3           | \$150,080                     |
| MAIN STREETS                                  | VAN NESS GROUP INC (Van Ness<br>Main Street)                     | Grants                       | DEPT OF SMALL &<br>LOCAL BUSINESS<br>DEVELOPMT | 3           | \$164,680                     |
| MAIN STREETS                                  | Wisconsin Avenue Clean Team                                      | Grants                       | DEPT OF SMALL &<br>LOCAL BUSINESS<br>DEVELOPMT | 3           | \$119,521                     |
| MARIE REED ES<br>MODERNIZATION/<br>RENOVATION | GILBANE BUILDING CO.   | Expenditures<br>on Contracts | DISTRICT OF<br>COLUMBIA PUBLIC<br>SCHOOLS      | 1           | \$1,200,784                   |
| MAURY ES<br>MODERNIZATION/<br>RENOVATION      | LIBERTY ENGINEERING, LLP   | Expenditures<br>on Contracts | DISTRICT OF<br>COLUMBIA PUBLIC<br>SCHOOLS      | 6           | \$92,761                      |
| MAURY ES<br>MODERNIZATION/<br>RENOVATION      | MCN BUILD INC.   | Expenditures<br>on Contracts | DISTRICT OF<br>COLUMBIA PUBLIC<br>SCHOOLS      | 6           | \$41,443,659                  |
| MURCH ES<br>RENOVATION/<br>MODERNIZATION      | D.C. GOVERNMENT  | Expenditures<br>on Contracts | DISTRICT OF<br>COLUMBIA PUBLIC<br>SCHOOLS      | 3           | \$140,993                     |
| MURCH ES<br>RENOVATION/<br>MODERNIZATION      | MCN BUILD INC.   | Expenditures<br>on Contracts | DISTRICT OF<br>COLUMBIA PUBLIC<br>SCHOOLS      | 3           | \$2,456,250                   |

**Appendix IV**

**Detailed Economic Development Dollars by Recipient**

| <b>Subtype/<br/>Description</b> | <b>Recipient</b>                  | <b>Incentive<br/>Type</b> | <b>Agency</b>                          | <b>Ward</b> | <b>Value of<br/>Incentive</b> |
|---------------------------------|-----------------------------------|---------------------------|--|-------------|-------------------------------|
| Mandarin Oriental Hotel         | Bondholders                       | TIF Debt Service          | Misc Funds                             | 6           | \$4,504,125                   |
| Mass Place                      | National Housing Trust Enterprise | Revenue Bond Issuance     | DCHFA                                  | 2           | \$18,500,000                  |
| Maycroft                        | Jubilee Housing, Inc.             | Revenue Bond Issuance     | DCHFA                                  | 1           | \$3,312,149                   |
| Milestone                       | E&G Group                         | Revenue Bond Issuance     | DCHFA                                  | 7           | \$5,500,000                   |
| NEIGHBORHOOD-BASED ACTIVITIES   | CENTRAL AMERICAN RESOURCE         | Grants                    | DEPT. OF HOUSING AND COMM. DEVELOPMENT | 1           | \$271,219                     |
| NEIGHBORHOOD-BASED ACTIVITIES   | GREATER WASH URBAN LEAGUE         | Grants                    | DEPT. OF HOUSING AND COMM. DEVELOPMENT | 1           | \$178,859                     |
| NEIGHBORHOOD-BASED ACTIVITIES   | HOUSING COUNSELING SERVICE        | Grants                    | DEPT. OF HOUSING AND COMM. DEVELOPMENT | 1           | \$1,750,873                   |
| NEIGHBORHOOD-BASED ACTIVITIES   | LATINO ECONOMIC DEVELOPME CORP    | Grants                    | DEPT. OF HOUSING AND COMM. DEVELOPMENT | 1           | \$664,142                     |
| NEIGHBORHOOD-BASED ACTIVITIES   | LEGAL COUNSEL FOR THE ELDERLY     | Grants                    | DEPT. OF HOUSING AND COMM. DEVELOPMENT | 2           | \$841,027                     |
| NEIGHBORHOOD-BASED ACTIVITIES   | LYDIA'S HOUSE                     | Grants                    | DEPT. OF HOUSING AND COMM. DEVELOPMENT | 8           | \$503,670                     |
| NEIGHBORHOOD-BASED ACTIVITIES   | MANNA INC                         | Grants                    | DEPT. OF HOUSING AND COMM. DEVELOPMENT | 4           | \$154,098                     |
| NEIGHBORHOOD-BASED ACTIVITIES   | MARSHALL HEIGHTS COMMUNITY        | Grants                    | DEPT. OF HOUSING AND COMM. DEVELOPMENT | 7           | \$165,149                     |
| NEIGHBORHOOD-BASED ACTIVITIES   | MI CASA MY HOUSE INC.             | Grants                    | DEPT. OF HOUSING AND COMM. DEVELOPMENT | 1           | \$139,555                     |
| NEIGHBORHOOD-BASED ACTIVITIES   | UNIVERSITY LEGAL SERVICES         | Grants                    | DEPT. OF HOUSING AND COMM. DEVELOPMENT | Multiple    | \$1,489,208                   |
| NEW COMMUNITIES INITIATIVE      | ATHLETES UNITED FOR SOCIAL JUS    | Grants                    | DEPUTY MAYOR FOR PLANNING AND ECON DEV | Multiple    | \$80,000                      |

**Appendix IV**

**Detailed Economic Development Dollars by Recipient**

| <b>Subtype/<br/>Description</b> | <b>Recipient</b>                           | <b>Incentive<br/>Type</b> | <b>Agency</b>                          | <b>Ward</b> | <b>Value of<br/>Incentive</b> |
|---------------------------------|--|---------------------------|--|-------------|-------------------------------|
| NEW COMMUNITIES INITIATIVE      | CASE WESTERN RESERVE UNIV.                 | Expenditures on Contracts | DEPUTY MAYOR FOR PLANNING AND ECON DEV | Multiple    | \$500,000                     |
| NEW COMMUNITIES INITIATIVE      | CONGRESS HEIGHTS TRAINING                  | Grants                    | DEPUTY MAYOR FOR PLANNING AND ECON DEV | Multiple    | \$270,000                     |
| NEW COMMUNITIES INITIATIVE      | CSG ADVISORS INC                           | Expenditures on Contracts | DEPUTY MAYOR FOR PLANNING AND ECON DEV | Multiple    | \$282,276                     |
| NEW COMMUNITIES INITIATIVE      | DANCE INSTITUTE OF WASHINGTON              | Grants                    | DEPUTY MAYOR FOR PLANNING AND ECON DEV | Multiple    | \$40,000                      |
| NEW COMMUNITIES INITIATIVE      | DC SCORES                                  | Grants                    | DEPUTY MAYOR FOR PLANNING AND ECON DEV | Multiple    | \$80,000                      |
| NEW COMMUNITIES INITIATIVE      | DEANWOOD HILLS LLC                         | Expenditures on Contracts | DEPUTY MAYOR FOR PLANNING AND ECON DEV | 7           | \$3,325,000                   |
| NEW COMMUNITIES INITIATIVE      | EAST RIVER FAMILY STRENGTHENING            | Grants                    | DEPUTY MAYOR FOR PLANNING AND ECON DEV | Multiple    | \$40,000                      |
| NEW COMMUNITIES INITIATIVE      | EXACT CHANGE STRATEGIES L                  | Expenditures on Contracts | DEPUTY MAYOR FOR PLANNING AND ECON DEV | Multiple    | \$40,000                      |
| NEW COMMUNITIES INITIATIVE      | FAR SOUTHEAST FAMILY                       | Grants                    | DEPUTY MAYOR FOR PLANNING AND ECON DEV | Multiple    | \$515,000                     |
| NEW COMMUNITIES INITIATIVE      | HOMES FOR HOPE                             | Grants                    | DEPUTY MAYOR FOR PLANNING AND ECON DEV | Multiple    | \$712,400                     |
| NEW COMMUNITIES INITIATIVE      | HOUSING IN TRANSITION, INC.                | Grants                    | DEPUTY MAYOR FOR PLANNING AND ECON DEV | Multiple    | \$890,000                     |
| NEW COMMUNITIES INITIATIVE      | NHP HOFFMAN                                | Expenditures on Contracts | DEPUTY MAYOR FOR PLANNING AND ECON DEV | 7           | \$1,500,000                   |
| NEW COMMUNITIES INITIATIVE      | PARK VIEW COMMUNIT PARTNERS                | Expenditures on Contracts | DEPUTY MAYOR FOR PLANNING AND ECON DEV | 1           | \$466,379                     |
| NEW COMMUNITIES INITIATIVE      | PROVIDENCE PL/ANSWER TITLE & ESCROW LLC    | Expenditures on Contracts | DEPUTY MAYOR FOR PLANNING AND ECON DEV | 7           | \$4,306,871                   |
| NEW COMMUNITIES INITIATIVE      | PROVIDENCE PLACE/ANSWER TITLE & ESCROW LLC | Expenditures on Contracts | DEPUTY MAYOR FOR PLANNING AND ECON DEV | 7           | \$397,926                     |

**Appendix IV**

**Detailed Economic Development Dollars by Recipient**

| <b>Subtype/<br/>Description</b>           | <b>Recipient</b>                              | <b>Incentive<br/>Type</b> | <b>Agency</b>                          | <b>Ward</b> | <b>Value of<br/>Incentive</b> |
|---|---|---------------------------|--|-------------|-------------------------------|
| NEW COMMUNITIES INITIATIVE                | SOCIAL SOLUTIONS GLOBAL                       | Expenditures on Contracts | DEPUTY MAYOR FOR PLANNING AND ECON DEV | Multiple    | \$48,000                      |
| NEW COMMUNITIES INITIATIVE                | STOVER AND ASSOCIATES LLC                     | Expenditures on Contracts | DEPUTY MAYOR FOR PLANNING AND ECON DEV | Multiple    | \$38,980                      |
| NEW COMMUNITIES INITIATIVE                | STRAND/ ANSWER TITLE AND ESCROW L             | Expenditures on Contracts | DEPUTY MAYOR FOR PLANNING AND ECON DEV | 7           | \$196,685                     |
| NEW COMMUNITIES INITIATIVE                | THE COMMUNITY BUILDERS INC                    | Grants                    | DEPUTY MAYOR FOR PLANNING AND ECON DEV | Multiple    | \$125,000                     |
| NEW COMMUNITIES INITIATIVE                | THE HIGHER ACHIEVEMENT PROGRAM                | Grants                    | DEPUTY MAYOR FOR PLANNING AND ECON DEV | Multiple    | \$40,000                      |
| NEW COMMUNITIES INITIATIVE                | THE LITERACY LAB                              | Grants                    | DEPUTY MAYOR FOR PLANNING AND ECON DEV | Multiple    | \$40,000                      |
| NEW COMMUNITIES INITIATIVE                | WASHINGTON TENNIS & EDUCATION                 | Grants                    | DEPUTY MAYOR FOR PLANNING AND ECON DEV | Multiple    | \$40,000                      |
| NEW COMMUNITIES INITIATIVE                | WHITMAN WALKER CLINIC, INC.                   | Grants                    | DEPUTY MAYOR FOR PLANNING AND ECON DEV | Multiple    | \$40,000                      |
| National Community Reinvestment Coalition | National Community Reinvestment Coalition     | Tax Exemption             | (None - Tax Expenditure)               | 2           | \$1,526,637                   |
| Newseum PILOT                             | The Freedom Forum Inc.                        | Tax Exemption             | (None - Tax Expenditure)               | 6           | \$5,601,306                   |
| ORR ES MODERNIZATION/ RENOVATION          | SKANSKA USA BUILDING                          | Expenditures on Contracts | DISTRICT OF COLUMBIA PUBLIC SCHOOLS    | 8           | \$11,646,340                  |
| PENNSYLVANIA AV NW                        | Pennsylvania Avenue Development Corporation   | Tax Exemption             | (None - Tax Expenditure)               | 2           | \$1,599,772                   |
| POWELL ES RENOVATION/ MODERNIZATION       | MCN BUILD INC.                                | Expenditures on Contracts | DISTRICT OF COLUMBIA PUBLIC SCHOOLS    | 4           | \$315,969                     |
| Parkside Terrace Development Project      | Parkside Terrace Development LLC              | Tax Exemption             | (None - Tax Expenditure)               | Multiple    | \$306,224                     |
| Petworth                                  | William C. Smith & Co and Petworth Station LP | Revenue Bond Issuance     | DCHFA                                  | 4           | \$12,525,000                  |

**Appendix IV**

**Detailed Economic Development Dollars by Recipient**

| <b>Subtype/<br/>Description</b>  | <b>Recipient</b>  | <b>Incentive<br/>Type</b>         | <b>Agency</b>            | <b>Ward</b> | <b>Value of<br/>Incentive</b> |
|--|---|-----------------------------------|--------------------------|-------------|-------------------------------|
| Providence Place   | Atlantic Pacific Communities and Urban Matters Development Partners and Progressive National Baptist Convention Community and Development Corporation | Revenue Bond Issuance             | DCHFPA                   | 7           | \$19,700,000                  |
| Qualified Supermarket (Aldi: 901 17th Street NE)                             | Aldi Inc. Maryland  | Tax Exemption                     | (None - Tax Expenditure) | 5           | \$155,036                     |
| Qualified Supermarket (Costco: 2441 Market Street, NE)                       | Costco Wholesale Corporation  | Tax Exemption                     | (None - Tax Expenditure) | 5           | \$386,341                     |
| Qualified Supermarket (Giant: 1400 7th St NW)                                | Citymarket At O East And West LLC Roadside Development  | Tax Exemption                     | (None - Tax Expenditure) | 6           | \$384,428                     |
| Qualified Supermarket (Giant: 300 H St NE)                                   | Steuart H Street LLC Steuart Investment Company   | Tax Exemption                     | (None - Tax Expenditure) | 6           | \$249,374                     |
| Qualified Supermarket (Harris Teeter: 1201 1st Street NE)                    | The Flats DC Grocery LLC  | Tax Exemption                     | (None - Tax Expenditure) | 6           | \$480,243                     |
| Qualified Supermarket (Harris Teeter: 401 M St. SE)                          | FC 1212 LLC   | Tax Exemption                     | (None - Tax Expenditure) | 6           | \$536,816                     |
| Qualified Supermarket (Safeway Inc. Cpts #4202: 1747 COLUMBIA ROAD NW)       | Safeway Inc. Cpts #4202   | Tax Exemption                     | (None - Tax Expenditure) | 1           | \$201,082                     |
| Qualified Supermarket (Safeway Inc. Cpts: 3830 GEORGIA AVENUE NW)            | Safeway Inc. Cpts   | Tax Exemption                     | (None - Tax Expenditure) | 4           | \$330,382                     |
| Qualified Supermarkets (Personal Property and materials used in development) | (Aggregate)   | Tax Exemption                     | (None - Tax Expenditure) | Multiple    | \$1,458,000                   |
| Randall School Museum and Housing Development                                | Randall School Museum and Housing Development   | Future Tax Abatements/ Exemptions | (None - Tax Expenditure) | 6           | \$34,000,000                  |

**Appendix IV**

**Detailed Economic Development Dollars by Recipient**

| <b>Subtype/<br/>Description</b>     | <b>Recipient</b>   | <b>Incentive<br/>Type</b> | <b>Agency</b>   | <b>Ward</b> | <b>Value of<br/>Incentive</b> |
|-------------------------------------|--|---------------------------|---|-------------|-------------------------------|
| Randle Hill                         | Community Preservation and Development Corp. and Randle Hill LLC | Revenue Bond Issuance     | DCHFA   | 8           | \$24,420,000                  |
| Randle Hill Apts.                   | Community Housing Inc.   | Loans                     | DEPT. OF HOUSING AND COMM. DEVELOPMENT/ HOUSING PRODUCTION TRUST FUND | 8           | \$13,000,000                  |
| Rhode Island Plaza                  | Bondholders  | PILOT Debt Service        | Misc Funds  | 5           | \$1,092,835                   |
| SMALL BUSINESS TECHNICAL ASSISTANCE | ANACOSTIA ECONOMIC DEVELO  | Grants                    | DEPT. OF HOUSING AND COMM. DEVELOPMENT                                | 8           | \$249,020                     |
| SMALL BUSINESS TECHNICAL ASSISTANCE | ARCH DEVELOPMENT CORPORATION                                     | Grants                    | DEPT. OF HOUSING AND COMM. DEVELOPMENT                                | 8           | \$444,451                     |
| SMALL BUSINESS TECHNICAL ASSISTANCE | CONGRESS HEIGHTS TRAINING  | Grants                    | DEPT. OF HOUSING AND COMM. DEVELOPMENT                                | 8           | \$286,024                     |
| SMALL BUSINESS TECHNICAL ASSISTANCE | DEVELOPMENT CORP OF COLUM  | Grants                    | DEPT. OF HOUSING AND COMM. DEVELOPMENT                                | 1           | \$370,678                     |
| SMALL BUSINESS TECHNICAL ASSISTANCE | GREATER WASHINGTON HISPAN  | Grants                    | DEPT. OF HOUSING AND COMM. DEVELOPMENT                                | 1           | \$148,437                     |
| SMALL BUSINESS TECHNICAL ASSISTANCE | LATINO ECONOMIC DEVELOPME CORP                                   | Grants                    | DEPT. OF HOUSING AND COMM. DEVELOPMENT                                | 1           | \$491,903                     |
| SMALL BUSINESS TECHNICAL ASSISTANCE | LIFE ASSET INC   | Grants                    | DEPT. OF HOUSING AND COMM. DEVELOPMENT                                | 1           | \$249,998                     |
| SMALL BUSINESS TECHNICAL ASSISTANCE | SB WORKS   | Grants                    | DEPT. OF HOUSING AND COMM. DEVELOPMENT                                | 5           | \$190,843                     |
| SMALL BUSINESS TECHNICAL ASSISTANCE | WASHINGTON AREA COMMUNITY  | Grants                    | DEPT. OF HOUSING AND COMM. DEVELOPMENT                                | 5           | \$373,808                     |
| SOUTHWEST LIBRARY                   | TURNER CONSTRUCTION COMPANY                                      | Expenditures on Contracts | DC PUBLIC LIBRARY   | 6           | \$1,356,637                   |
| ST ELIZABETHS                       | CH2M HILL, INC.  | Expenditures on Contracts | DEPUTY MAYOR FOR PLANNING AND ECON DEV                                | 8           | \$163,314                     |
| ST ELIZABETHS                       | FURBISH COMPANY LLC  | Expenditures on Contracts | DEPUTY MAYOR FOR PLANNING AND ECON DEV                                | 8           | \$120,841                     |

**Appendix IV**

**Detailed Economic Development Dollars by Recipient**

| <b>Subtype/<br/>Description</b>           | <b>Recipient</b>   | <b>Incentive<br/>Type</b>         | <b>Agency</b>                          | <b>Ward</b> | <b>Value of<br/>Incentive</b> |
|---|--|-----------------------------------|--|-------------|-------------------------------|
| ST ELIZABETHS                             | NEWMARK KNIGHT FRANK VALUATION   | Expenditures on Contracts         | DEPUTY MAYOR FOR PLANNING AND ECON DEV | 8           | \$88,100                      |
| Skyland                                   | Bondholders  | TIF Debt Service                  | Misc Funds                             | 7           | \$693,177                     |
| Southeast Federal Center "Foundry Lofts"  | Bondholders  | PILOT Debt Service                | Misc Funds                             | 6           | \$397,849                     |
| Southeast Federal Center "The Yards"      | Bondholders  | PILOT Debt Service                | Misc Funds                             | 6           | \$2,612,957                   |
| Southern Ave.                             | Dantes Partners and Gilbane Development Company and The Carding Group and H Street CDC | Revenue Bond Issuance             | DCHFA                                  | 8           | \$47,000,000                  |
| Southwest Waterfront Project (The Wharf)  | Bondholders  | TIF Debt Service                  | Misc Funds                             | 6           | \$6,655,420                   |
| St. Elizabeth                             | Flaherty & Collins Development   | Revenue Bond Issuance             | DCHFA                                  | 8           | \$52,400,000                  |
| Stanton Square                            | Sunrise Development Corporation and Washington Business Group                          | Revenue Bond Issuance             | DCHFA                                  | 8           | \$23,098,000                  |
| THADDEUS STEVENS RENOVATION/ MODERNIZATIO | OTJ ARCHITECTS INC   | Expenditures on Contracts         | DISTRICT OF COLUMBIA PUBLIC SCHOOLS    | 2           | \$860,530                     |
| THADDEUS STEVENS RENOVATION/ MODERNIZATIO | STEVENS SCHOOL DEVELOPER, LLC  | Expenditures on Contracts         | DISTRICT OF COLUMBIA PUBLIC SCHOOLS    | 2           | \$1,455,336                   |
| Takoma Place                              | The NHP Foundation   | Revenue Bond Issuance             | DCHFA                                  | 4           | \$18,125,000                  |
| The Hyacinth's Place                      | The Hyacinth's Place   | Future Tax Abatements/ Exemptions | (None - Tax Expenditure)               | 5           | \$26,130                      |
| The Strand                                | The NHP Foundation and The Warrenton Group and WA Metropolitan CDC                     | Revenue Bond Issuance             | DCHFA                                  | 7           | \$19,500,000                  |
| Transitional Employment                   | Capital Area Asset Building  | Grants                            | DEPARTMENT OF EMPLOYMENT SERVICES      | Multiple    | \$81,117                      |
| Transitional Employment                   | Echelon Community SVCS INC   | Grants                            | DEPARTMENT OF EMPLOYMENT SERVICES      | Multiple    | \$343,050                     |



**Appendix IV**

**Detailed Economic Development Dollars by Recipient**

| <b>Subtype/<br/>Description</b>            | <b>Recipient</b>                           | <b>Incentive<br/>Type</b> | <b>Agency</b>                          | <b>Ward</b> | <b>Value of<br/>Incentive</b> |
|--|--|---------------------------|--|-------------|-------------------------------|
| US DOT/Waterfront Park Projects            | Bondholders                                | PILOT Debt Service        | Misc Funds                             | 6           | \$10,553,960                  |
| Verizon Center                             | Bondholders                                | TIF Debt Service          | Misc Funds                             | 2           | \$3,622,503                   |
| WASHINGTON CONVENTION AND SPORTS AUTHORITY | WASHINGTON CONVENTION AND SPORTS AUTHORITY | Tax Exemption             | (None - Tax Expenditure)               | 2           | \$2,032,066                   |
| WASHINGTON DC ECONOMIC PARTNERSHIP         | WASHINGTON DC ECONOMIC PARTNER             | Grants                    | DEPUTY MAYOR FOR PLANNING AND ECON DEV | Multiple    | \$3,000,000                   |
| WATKINS ES MODERNIZATION/RENOVATIONS       | MCN BUILD INC.                             | Expenditures on Contracts | DISTRICT OF COLUMBIA PUBLIC SCHOOLS    | 6           | \$926,271                     |
| WEST ES MODERNIZATION/RENOVATION           | PAIGE INDUSTRIAL SERVICES, INC             | Expenditures on Contracts | DISTRICT OF COLUMBIA PUBLIC SCHOOLS    | 4           | \$532,704                     |
| WEST ES MODERNIZATION/RENOVATION           | PERKINS EASTMAN DC, PLLC                   | Expenditures on Contracts | DISTRICT OF COLUMBIA PUBLIC SCHOOLS    | 4           | \$1,845,480                   |
| WORKFORCE INVESTMENT                       | WHARF DISTRICT MASTER DEVELOPE             | Grants                    | DEPUTY MAYOR FOR PLANNING AND ECON DEV | 6           | \$1,000,000                   |

## **Appendix V: Unified Economic Development Budget Transparency and Accountability Act**

*Excerpted From Public Law 18-0223, Effective September 24, 2010, as amended.*

### **SUBTITLE V. UNIFIED ECONOMIC DEVELOPMENT BUDGET TRANSPARENCY AND ACCOUNTABILITY ACT**

Sec. 2251. Short title.

This subtitle may be cited as the "Unified Economic Development Budget Transparency and Accountability Act of 2010".

Sec. 2252. Definitions.

For the purposes of this act, the term:

(1) "Chief Financial Officer" means the Office of the Chief Financial Officer established by section 424 of the District of Columbia Home Rule Act, approved April 17, 1995 (109 Stat. 142; D.C. Official Code § 1-204.24a).

(2) "Economic development incentive" or "incentive" means any expenditure of public funds by a granting body for the purpose of stimulating economic development within the District of Columbia, including any bond issuance-including pilot bond, tax increment financing bond, and revenue bond issuances, grant, loan, loan guarantee, fee waiver, land price subsidy, matching fund, tax abatement, tax exemption, tax credit, and any other tax expenditure.

(3) "Granting body" means an agency, board, office, instrumentality, or authority of the District government that provides or authorizes an economic development incentive.

(4) "Recipient" means any non-governmental person association, corporation, joint venture, partnership, or other entity that receives an economic development incentive.

(5) "Tax expenditure" shall include any loss of revenue to the Government of the District of Columbia that is attributable to an exemption, abatement, credit, reduction, or other exclusion under District tax law.

(6) "Unified Economic Development Budget Report" or "Report" means the document that the Chief Financial Officer is required to create under section 2253.

Sec. 2253. Unified Economic Development Budget Report.

(a)(1) On or before March 1, the Chief Financial Officer shall compile and publish an annual Unified Economic Development Budget Report ("Report") with regard to the fiscal year just concluded. The report shall be produced in both printed and electronic form and shall be freely available in offices of all District agencies included in the report. A user-friendly electronic version of the report shall be posted on the Government of the District of Columbia's website in a central location that the public can easily locate.

(2) The comprehensive report shall provide the following information regarding the economic development incentives offered by the District:

(A) The name of each recipient receiving one or more economic development incentives with a combined total value equal to or greater than \$75,000;

(B) The dollar value of each economic development incentive received by each recipient; provided, that any economic development incentive received by a recipient with a value less than \$75,000 shall not be itemized; the Chief Financial Officer shall report an aggregate dollar amount of those expenditures and the total number of recipients aggregated;

(C) The aggregate dollar amounts for each type of incentive;

(D) The aggregate dollar amounts expended per ward;

(E) The aggregate number of companies, groups, or individuals receiving each type of economic development incentive; and

(F) The total cost of all economic development incentives appropriated by each granting body categorized by the granting body's name.

(b) The Mayor shall submit annually, as part of the annual budget request to the Council, a single document estimating the costs of all economic development incentives for the fiscal year of the requested budget, including:

(1) The total cost to the District resulting from the proposed economic development incentives, including the costs for each category of proposed tax expenditures, and the amounts of proposed tax expenditures classified by ward; and

(2) The cost to the District of all proposed appropriated funds for economic development incentives by District agency, instrumentality, or public institution of higher education.

(c) Any granting authority agencies administering any economic development incentive shall cooperate and assist the Chief Financial Officer in the preparation of the Unified Economic Development Budget Report and all reporting requirements imposed by this subtitle.

Effect of amendments.--

The 2015 amendment by D.C. Law 21-36 substituted "On or before March 1" for "Not more than 3 months after the end of each fiscal year" in (a)(1); and substituted "Mayor" for "Chief Financial Officer" in (b).

AN ACT  
**D.C. ACT 22-632**

IN THE COUNCIL OF THE DISTRICT OF COLUMBIA

**FEBRUARY 6, 2019**

To amend the Unified Economic Development Budget Transparency and Accountability Act of 2010 to expand the annual reporting of economic development incentives by the Office of the Chief Financial Officer to include an estimate of the market value of additional types of incentives and to require the Mayor to include as part of her annual budget request to the Council each economic development or affordable housing project that receives incentives from the District of Columbia, any requirements established as a result of that support, and the impact of incentivized developments over the previous 5 years on certified business enterprises, affordable housing, employment, economic growth, and tax revenue.

BE IT ENACTED BY THE COUNCIL OF THE DISTRICT OF COLUMBIA, That this act may be cited as the “Economic Development Return on Investment Accountability Amendment Act of 2018”.

Sec. 2. The Unified Economic Development Budget Transparency and Accountability Act of 2010, effective September 24, 2010 (D.C. Law 18-223; D.C. Official Code § 2-1208.01, *et seq.*), is amended as follows:

(a) Section 2252 (D.C. Official Code § 2-1208.01) is amended as follows:

(1) Paragraph (2) is amended to read as follows:

“(2) “Economic development incentive” or “incentive” means any expenditure of public funds by a granting body for the purpose of stimulating economic development or creating affordable housing within the District of Columbia, including any funds from the District or funds that, in accordance with a federal grant or otherwise, the District government administers, including land disposition and development agreements, financial subsidies, or expenditures of the Housing Production Trust Fund or of the Housing Preservation Fund, or any bond issuance, including pilot bond, tax increment financing bond, or revenue bond issuances, grant, loan, loan guarantee, fee waiver, land price subsidy, matching fund, tax abatement, tax exemption, tax credit, or any other tax expenditure.”

(2) Paragraph (5) is amended by striking the phrase “Government of the District of Columbia” and inserting the phrase “District government” in its place.

(b) Section 2253(b) (D.C. Official Code § 2-1208.02(b)) is amended as follows:

(1) Paragraph (1) is amended by striking the phrase “; and” and inserting a semicolon in its place.

(2) Paragraph (2) is amended by striking the period and inserting a semicolon in its place.

(3) New paragraphs (3) and (4) are added to read as follows:

“(3) For each recipient listed in the most recent Unified Economic Development Budget Report prepared pursuant to subsection (a)(2)(A) of this section that has received an economic development incentive in anticipation of, or as the result of, the development or redevelopment of real property, the Mayor shall list all requirements imposed on the recipient in exchange for those incentives, including any requirements related to:

“(A) The production or preservation of affordable housing;

“(B) The employment of District residents;

“(C) The participation of certified business enterprises in the construction or operation of the real property; and

“(D) The production of community amenities; and

“(4) For each recipient that received an economic development incentive in anticipation of, or as the result of, the development or redevelopment of real property within the previous 5 years, the Mayor shall determine whether the recipient is in compliance with any requirements listed in paragraph (3) of this subsection for that recipient and shall list, when applicable:

“(A) The current number of affordable housing units on the property, their level of affordability, and the number of bedrooms per unit;

“(B) The number of District residents employed as a result of the development or redevelopment of the property, including the average wages of newly employed residents, the value and type of employment benefits provided, and whether the employees are full-time or part-time;

“(C) The participation of certified business enterprises in the construction or operation of the real property;

“(D) Any realized changes to overall tax revenue resulting from the development or redevelopment.”.

### Sec. 3. Applicability.

(a) This act shall apply upon the date of inclusion of its fiscal effect in an approved budget and financial plan.

(b) The Chief Financial Officer shall certify the date of the inclusion of the fiscal effect in an approved budget and financial plan, and provide notice to the Budget Director of the Council of the certification.

(c)(1) The Budget Director shall cause the notice of the certification to be published in the District of Columbia Register.

(2) The date of publication of the notice of the certification shall not affect the applicability of this act.


**ENROLLED ORIGINAL**

**Sec. 4. Fiscal impact statement.**


The Council adopts the fiscal impact statement in the committee report as the fiscal impact statement required by section 4a of the General Legislative Procedures Act of 1975, approved October 16, 2006 (120 Stat. 2038; D.C. Official Code § 1-301.47a).

**Sec. 5. Effective date.**

This act shall take effect following approval by the Mayor (or in the event of veto by the Mayor, action by the Council to override the veto), a 30-day period of congressional review as provided in section 602(c)(1) of the District of Columbia Home Rule Act, approved December 24, 1973 (87 Stat. 813; D.C. Official Code § 1-206.02(c)(1)), and publication in the District of Columbia Register.



Chairman  
Council of the District of Columbia



Mayor  
District of Columbia

APPROVED  
February 6, 2019